# BGM Partner Meeting 2026

Zurich Airport and Online Meeting, 10 November 2026



swissgrid

# Agenda

| | | |
|---|---|---|
| 09:30 | Welcome address | Dimitrios Nousios |
| 09:40 | Status electricity agreement between Switzerland and EU | Bastian Schwark |
| 09:55 | Swiss balance group management and operational incidents | Quirin Egli / Marko Pranjic |
| 10:15 | Status Swissgrid data publication | Edi Cortesi |
| 10:30 | New imbalance price mechanism: first months in review | Lukas Loser |
| 11:00 | Power break | |
| 11:15 | JAO updates on 15 Min products and new auction system | Thomas Kiefer, JAO Chief Operating Officer |
| 11:35 | Important updates on cross border capacity allocation | Benito Barberio |
| 11:55 | EPEX Spot updates on 15 Min products and liquidity of CH intraday market | Chiara Henle, EPEX Spot |
| 12:15 | Lunch break | |
| 13:15 | Breakout Sessions:<br>• Unlocking hidden flexibility: Opportunities and actions in pooling, ramps and batteries<br>• Beat the optimizer: Evolution of mFRR activation in the Swissgrid control room<br>• The solar balancing act: Mastering PV forecasting and curtailment challenges | <br>Dona Mountouri / Jared Garrison<br>Katja Möhring / Jens Hettler<br>Raphael Wu / Quirin Egli |
| 14:20 | PV4Balancing and market design 2.0: actual status and next steps | Dona Mountouri |
| 14:45 | Feedback and questions | Dimitrios Nousios |

# Your contact persons for balance group management at Swissgrid



Dimitrios Nousios
Head of Market Operations



Bastian Schwark
Head of Market Strategy & Development



Marc Rüede
Head of Balance Group & Sched. Services



Jens Hettler
Head of Team System Operations Balancing & Scheduling



Thomas Hauri
Principal Market Operations
**Responsible BGM Partner Meeting**



Lukas Loser
Specialist Balance Group & Sched. Services
**Responsible Active Balancing Committee**



Quirin Egli
Specialist Balance Group & Sched. Services
**Responsible BGM Expert Group**

**Day ahead schedule management**
Phone +41 58 580 30 77
scheduling@swissgrid.ch

**Intraday schedule management**
Phone +41 58 580 29 11
scheduling.intraday@swissgrid.ch

**Balance group registration**
balancegroup@swissgrid.ch



swissgrid

# Mentimeter Question

## What are your expectations for the BGM Partner Meeting 2026?






swissgrid

# Status Electricity agreement between Switzerland and EU

Bastian Schwark
Head of Market Strategy & Development

swissgrid

# Switzerland – EU package includes many individual packages

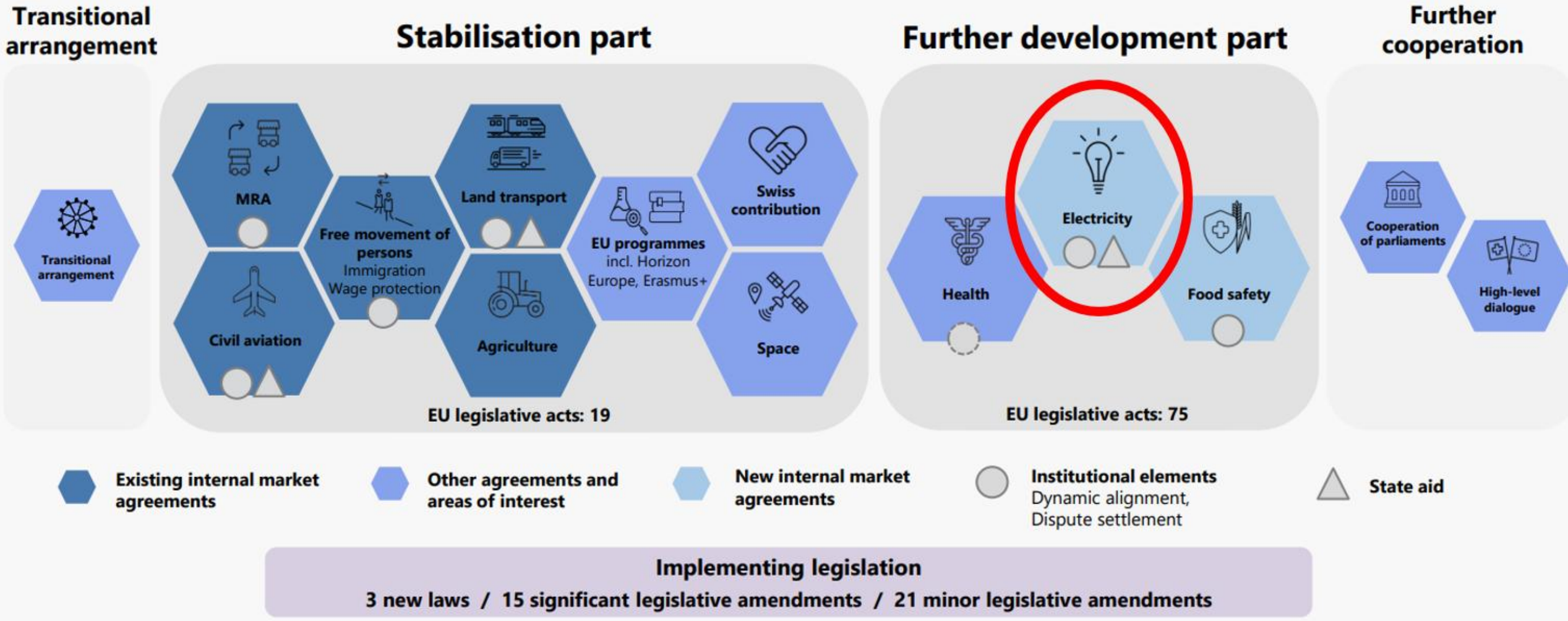


Detailed information can be found here: Package Switzerland-EU (Bilaterals III)



swissgrid

# The Electricity Agreement: enabling Switzerland's integration into the European electricity market

**Today**

## Physically interconnected, but not fully integrated

**41** **cross-border transmission lines**

✓ **technical integration** where required for grid security

x **special arrangements** required for Switzerland

x **no** participation in **European market processes**

x **exclusion** from **balancing platforms**

x **legal uncertainty**

**Electricity Agreement**



**Future**

## Full participation in European market processes

✓ Participation in **cross-zonal capacity calculation** on an equal footing with EU TSOs

✓ Participation **in European Market Coupling**

✓ Integration into **European balancing platforms**

✓ **highest efficiency** from CH and EU perspective

✓ stable legal framework



swissgrid

# A positive referendum initiates a multi-year implementation path towards European Market Coupling

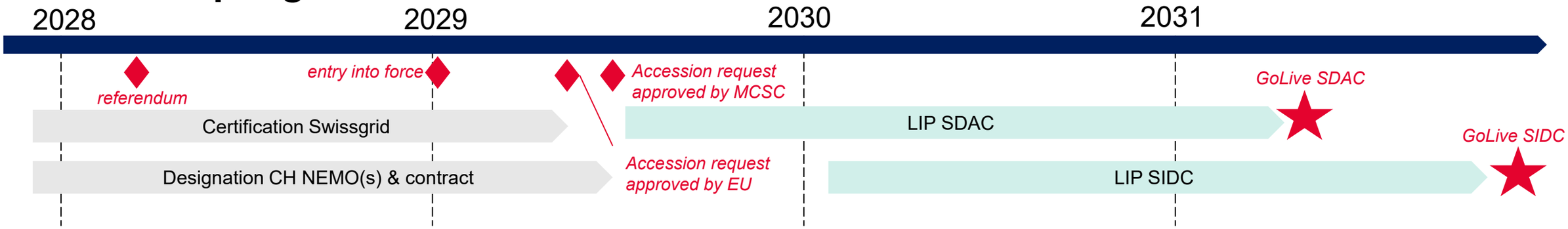


### Political, regulatory and contractual prerequisites

- Positive Referendum
- Entry into force of the Electricity Agreement
- Implementation into CH law
- Swissgrid certification
- Designation of CH NEMO(s)
- EU/ MCSC approvals

### Swissgrid readiness activities

- Gap analyses & specifications
- Preparation of IT systems and processes
- Implementation and Testing

### European Market Coupling implementation

- Formal accession request
- Separate SDAC and SIDC local implementation projects (LIP)
- Appr. 18 months per project




(*) based on SWG internal assessment

Swissgrid has already today launched an internal project to prepare for the integration of the Switzerland into European market coupling and to identify and address the gaps in our systems and processes



swissgrid

# Swiss balance group management

Quirin Egli
Specialist Balance Group & Sched. Services

Marko Pranjic
Head of Energy Data & Settlement Team

swissgrid

# Few new registrations this year

| | BGs | ↓ | ↑ |
|---|---|---|---|
| 2022 | 107 | 2 | 5 |
| 2023 | 111 | 3 | 7 |
| 2024 | 116 | 7 | 12 |
| 2025 | 127 | 3 | 14 |
| **2026** | **138** | **4** | **15** |



swissgrid

# Benchmark

**Benchmark 5**
How often does a balance group have a destabilizing position?

**2025**

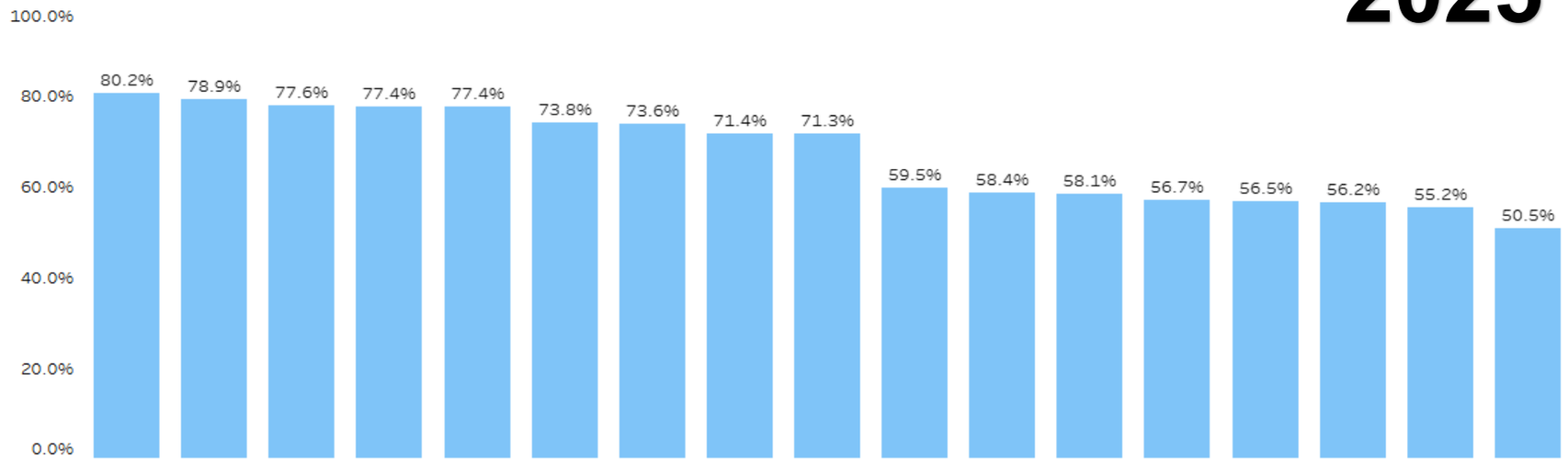


**Benchmark 5**
How often does a balance group have a destabilizing position?

**2026**

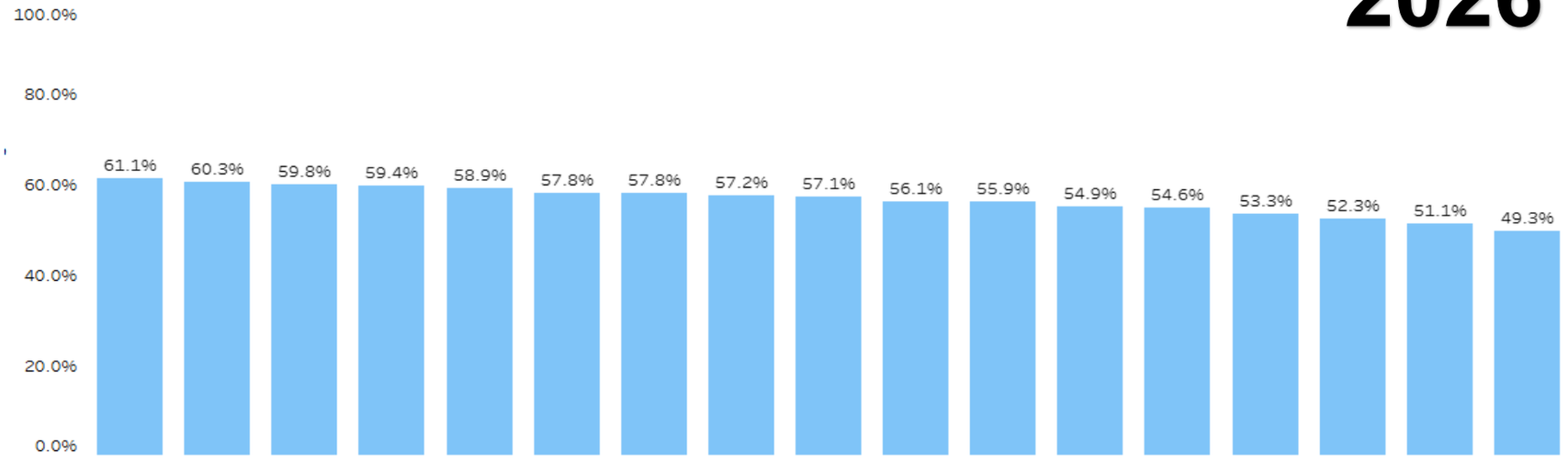




swissgrid

## Mentimeter Question

# What was the most significant development related to Swissgrid for your balance group in 2026?






swissgrid

## Mentimeter Question

# What was the biggest challenge or pain point for your balance group in 2026?






swissgrid

# New challenges

- More zero crossing **+16%** than 2025 *(2025: 5’353 / 2026: 6’186 – 01.01-15.09)*
- Forecasting is becoming **more challenging** as the traditional **PV generation curve** becomes **less** pronounced.

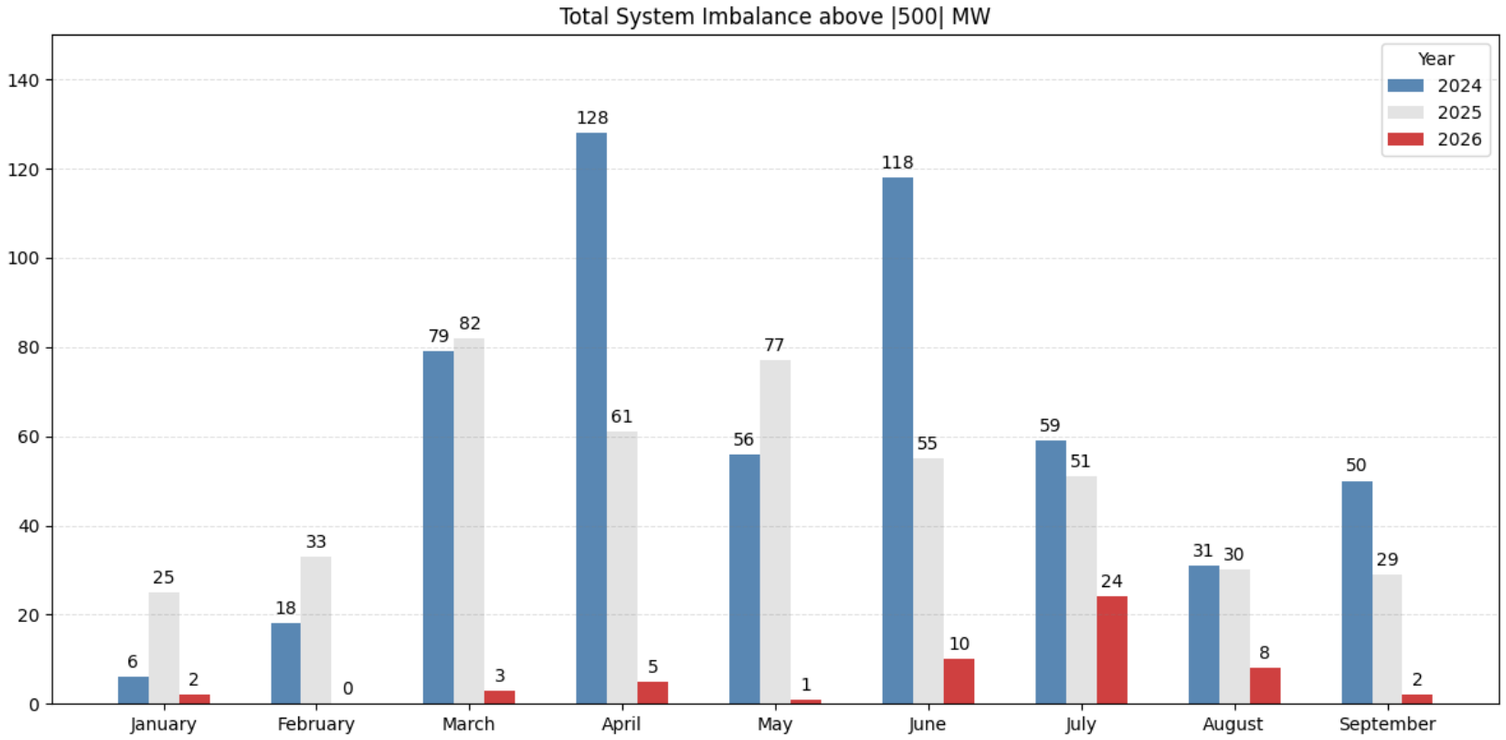




swissgrid

# ***Data publication***

| | |
|---|---|
| 26 October 2026<br>**Control Area Balance (daily) 14:00** | CSV |
| 26 October 2026<br>**Control Area Balance (daily) 14:00** | XLSX |
| 26 October 2026<br>**Control Area Balance 2026 (yearly) 06:26** | XLSX |
| 26 October 2026<br>**Control Area Balance 2026 (yearly) 06:19** | CSV |






swissgrid

# ***Amendments to the Balance Group Agreements***

- **Appendix 1: General Balance Group Regulations**

**2.4.2.2 “Increase in collateral for balance groups with metering points”:**

Reduction of the factor used to calculate the bank guarantee from 3.0 to 2.5.

**7.1 “Price mechanism for imbalance energy”:**

Additional clarifications, including specific and rare cases

**7.3 “Billing process”:**

Settlement will now be based on the 16th working day after the end of the month, instead of the 28th as previously

**Various adjustments:**

1.6 „Authorisation“ (CBP) / 7.3 «Billing process» (interim bill)

# New Imbalance Settlement Timeline

Unchanged:

- Equal and non-discriminatory treatment of all BRPs
- Final imbalance price: 14th working day after month-end
- Payment: 10 days after invoicing (SEPA)

Change and Benefits:

- Invoicing: 16th Instead of 28th Working Day
- Earlier credit payments to BRPs
- Faster bank guarantee release through earlier invoicing

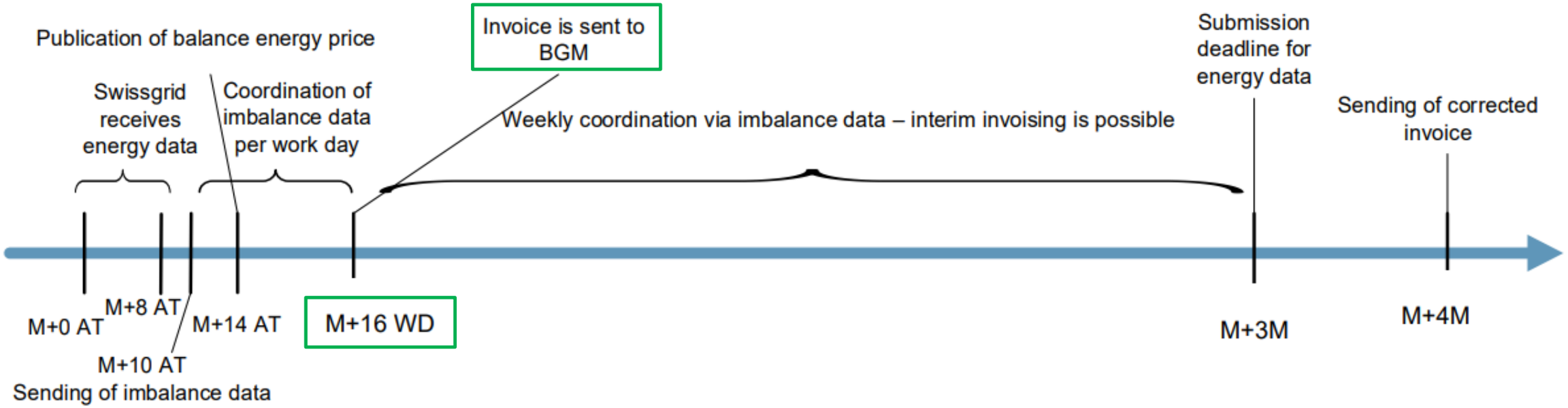




swissgrid

# Status Swissgrid Data Publication

Edi Cortesi
Senior Project Manager

swissgrid

# Swissgrid Data Publication: Easier Access to Swissgrid Market and System Data

The project aims to provide external users with consistent, well-documented data through modern publication channels.

### 1 Today

- Data available through different channels and formats
- Manual downloads and fragmented access paths

### 2 B561 Data Publication

- Standardised data products from defined source systems
- Quality checks, documentation and consistent conventions

### 3 External Access

- Public web interface with tables, charts and filters
- Downloadable files and machine2machine access for automated use

## What external users can expect

**Explore**
View data in tables and visualisations; filter and compare datasets.

**Download**
Export displayed data in suitable file formats

**Automate**
Access data through a secure and suitable machine2machine connection

**Support**
Improved support for critical data

**USER-CENTRED DEVELOPMENT** — **External market participants are involved to validate formats, interfaces and practical use cases before implementation.**



swissgrid

# Status Swissgrid data publication: Update on challenges and time schedule

Our possibilities to change Swissgrid's data publication:

- New system for data publication web frontend and modules for data transformation and preparation.
- ECP Push or Partner API plus Public API
- Web frontend for data visualization and manual downloads with Public API
- Shortening of time between creation and publication of data, improvement of data quality.

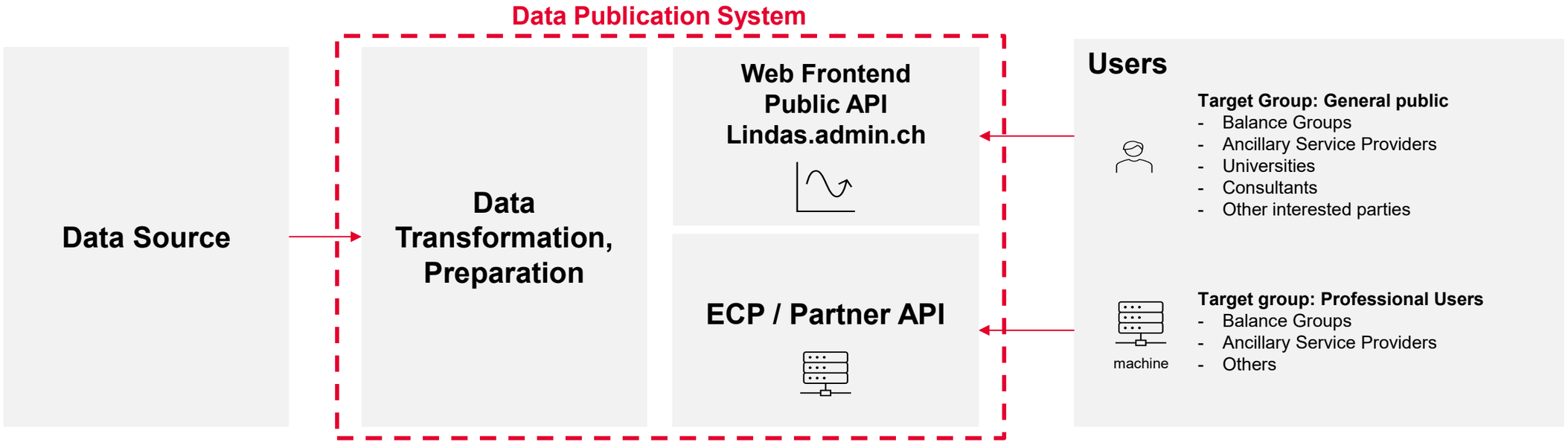




swissgrid

# High-Level Roadmap

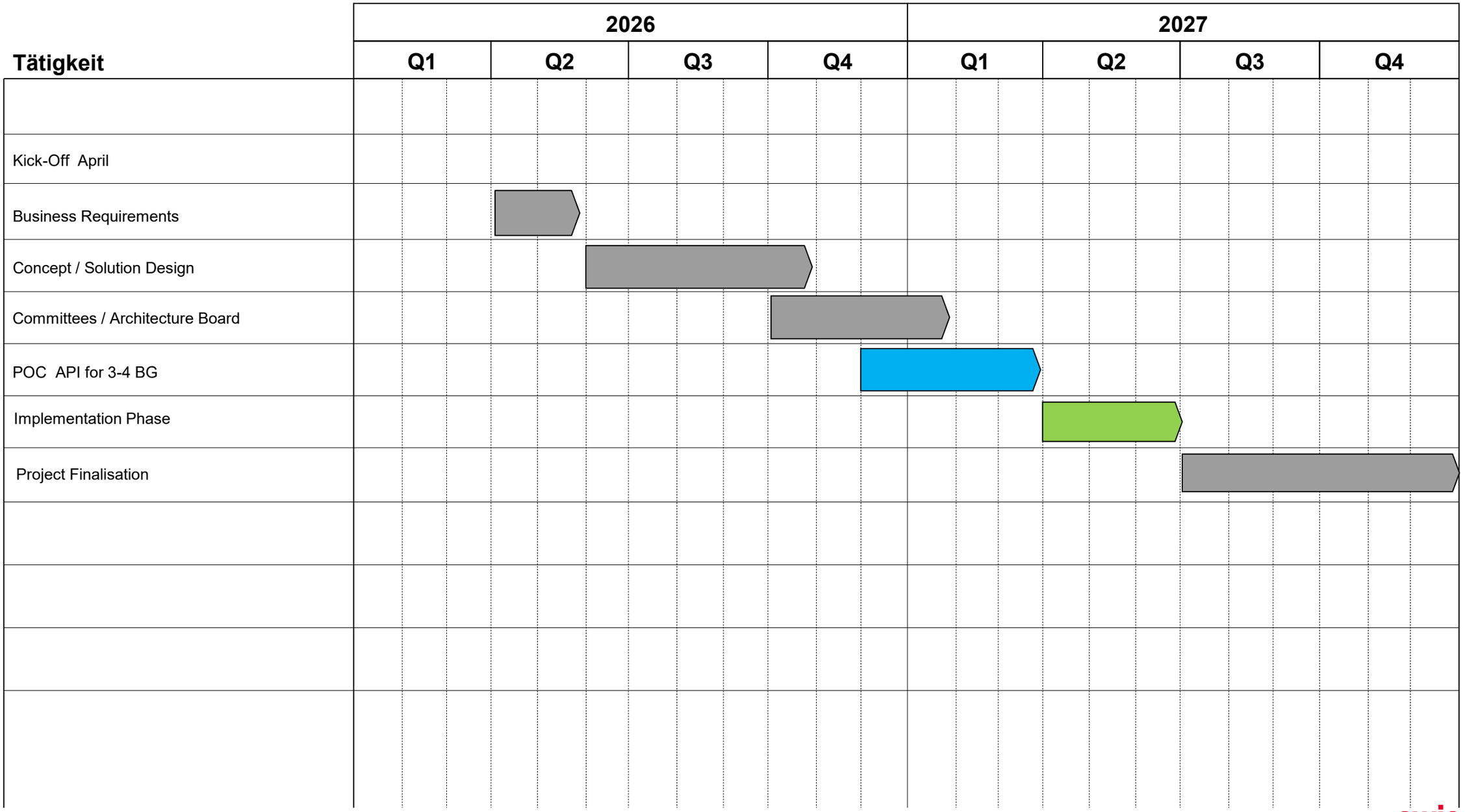




swissgrid

# New imbalance price mechanism: first months in review

Lukas Loser
Specialist Balance Group & Sched. Services

swissgrid

1 Changes in the Control Area

2 Active Balancing by Trading Balance Groups

3 Financial Impact

4 Performance-Monitoring



swissgrid

1 Changes in the Control Area

2 Active Balancing by Trading Balance Groups

3 Financial Impact

4 Performance-Monitoring



swissgrid

# Changes in the Control Area

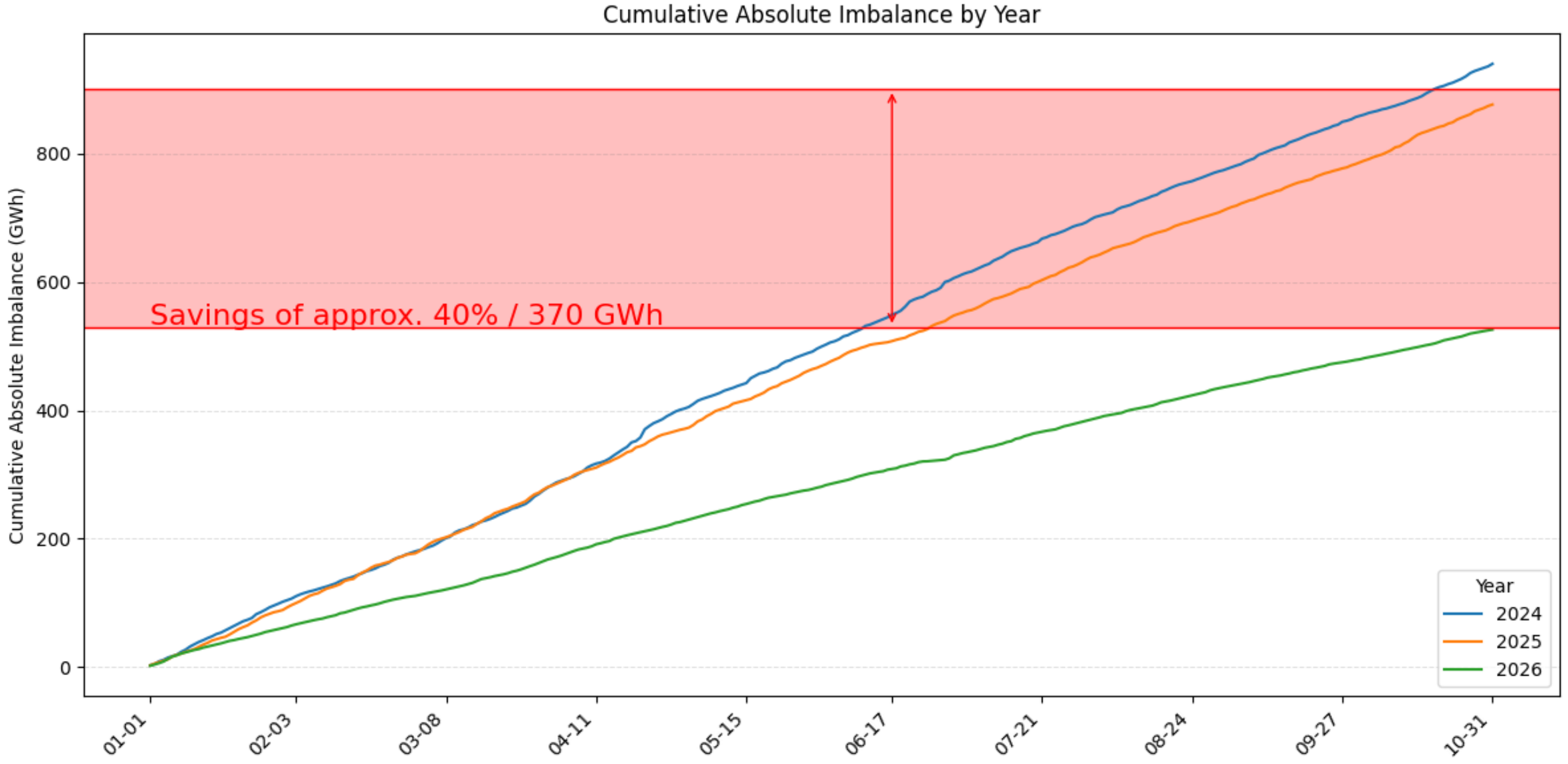




swissgrid

# Changes in the Control Area

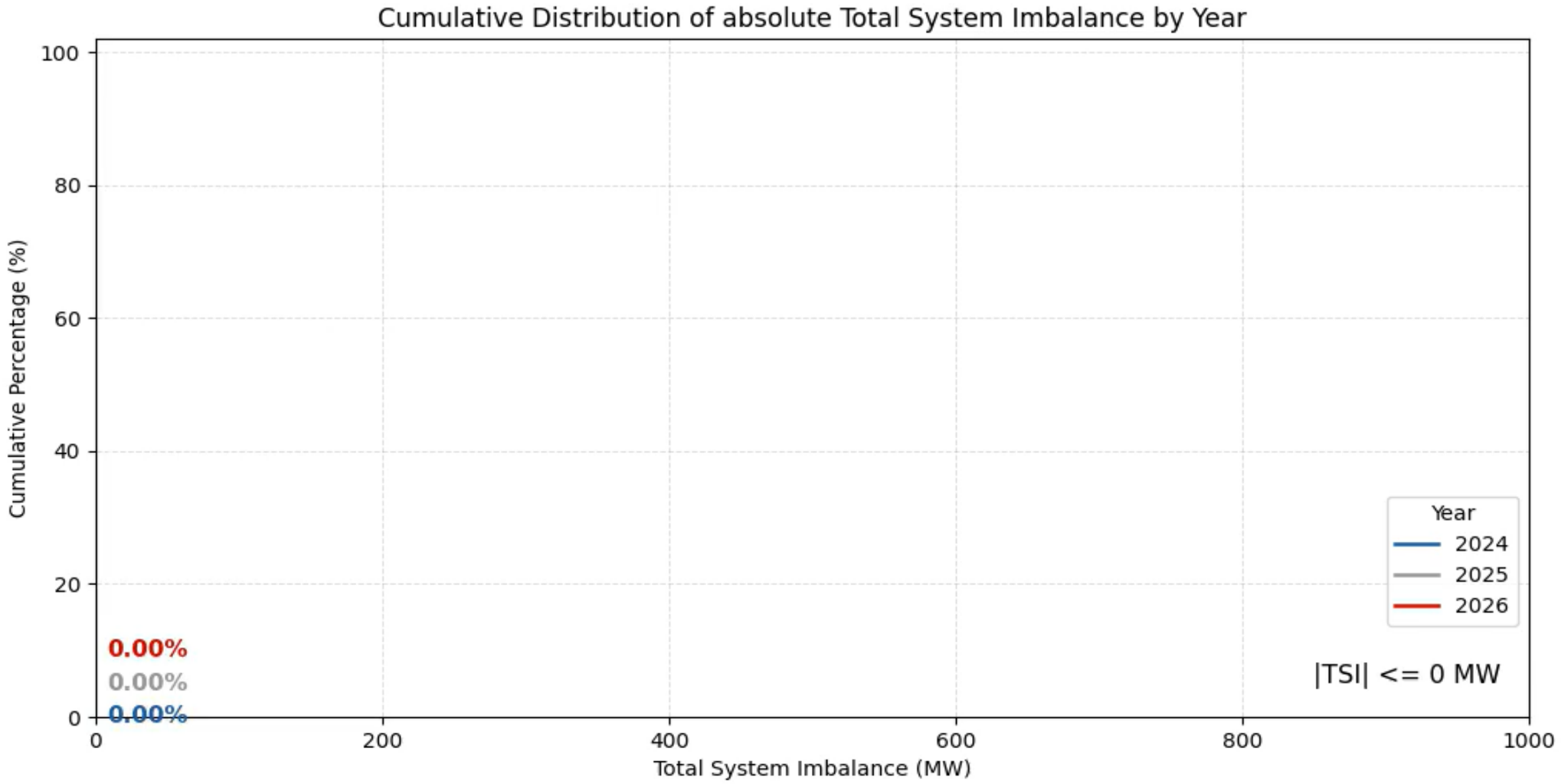




swissgrid

# Reduction of high Imbalances

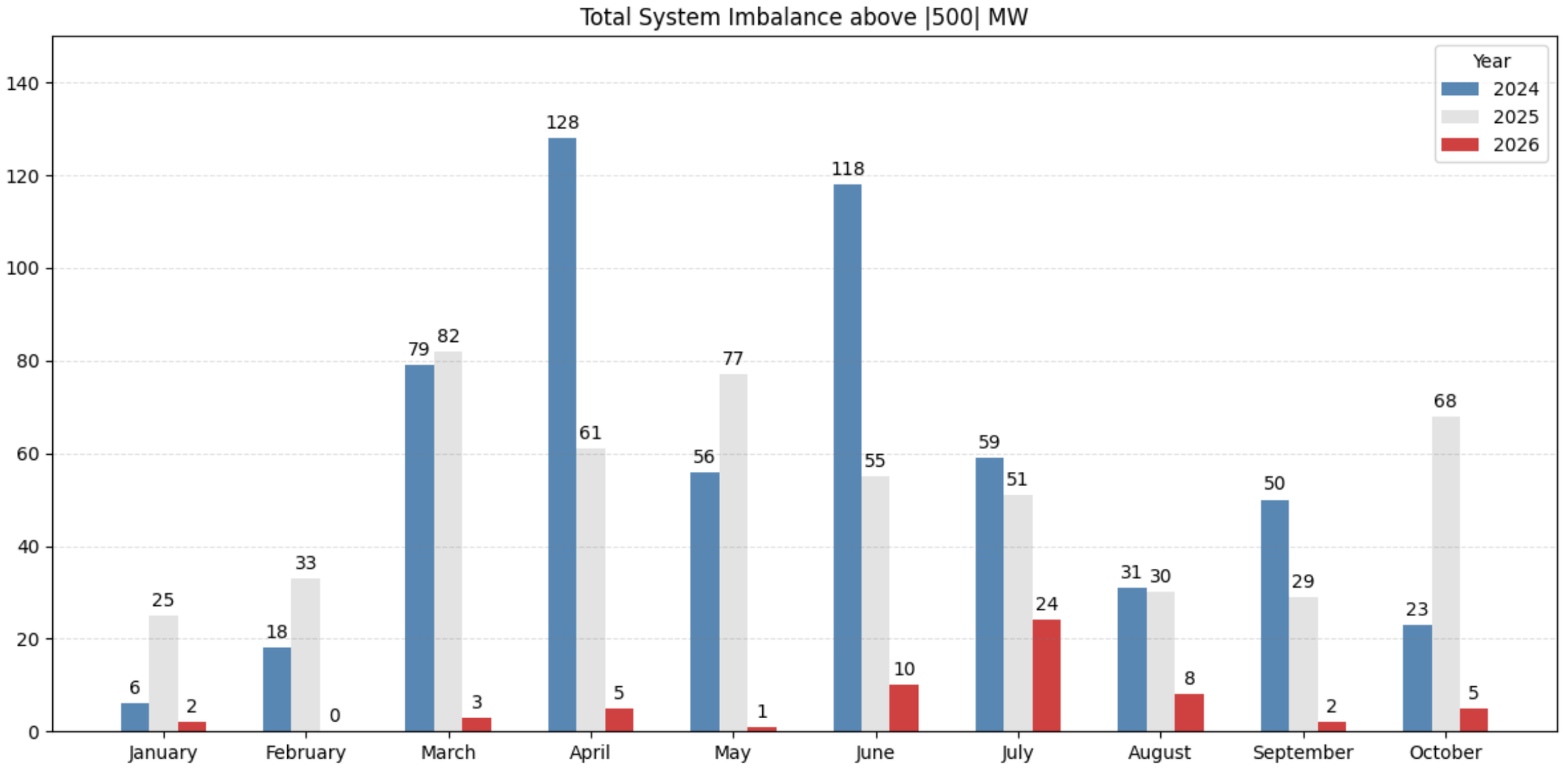




swissgrid

1 Changes in the Control Area

2 Active Balancing by Trading Balance Groups

3 Financial Impact

4 Performance-Monitoring



swissgrid

# Imbalance Reduction through Trading Balance Groups

LARGEST SHORT POSITION

**451 MW**

Trading balance group

LARGEST LONG POSITION

**560 MW**

Trading balance group

TOTAL BALANCING ENERGY SAVINGS

**≈ 370 GWh**

Values through the end of October

APRIL EXAMPLE

**−47.8 MW**

**37.1% average reduction in control-area imbalance**

SYSTEM IMPACT

**Prevents very large imbalances and supports system stability.**

## Cumulative Absolute Imbalance

2024–2026, values through the end of October

**≈ 246 GWh lower**

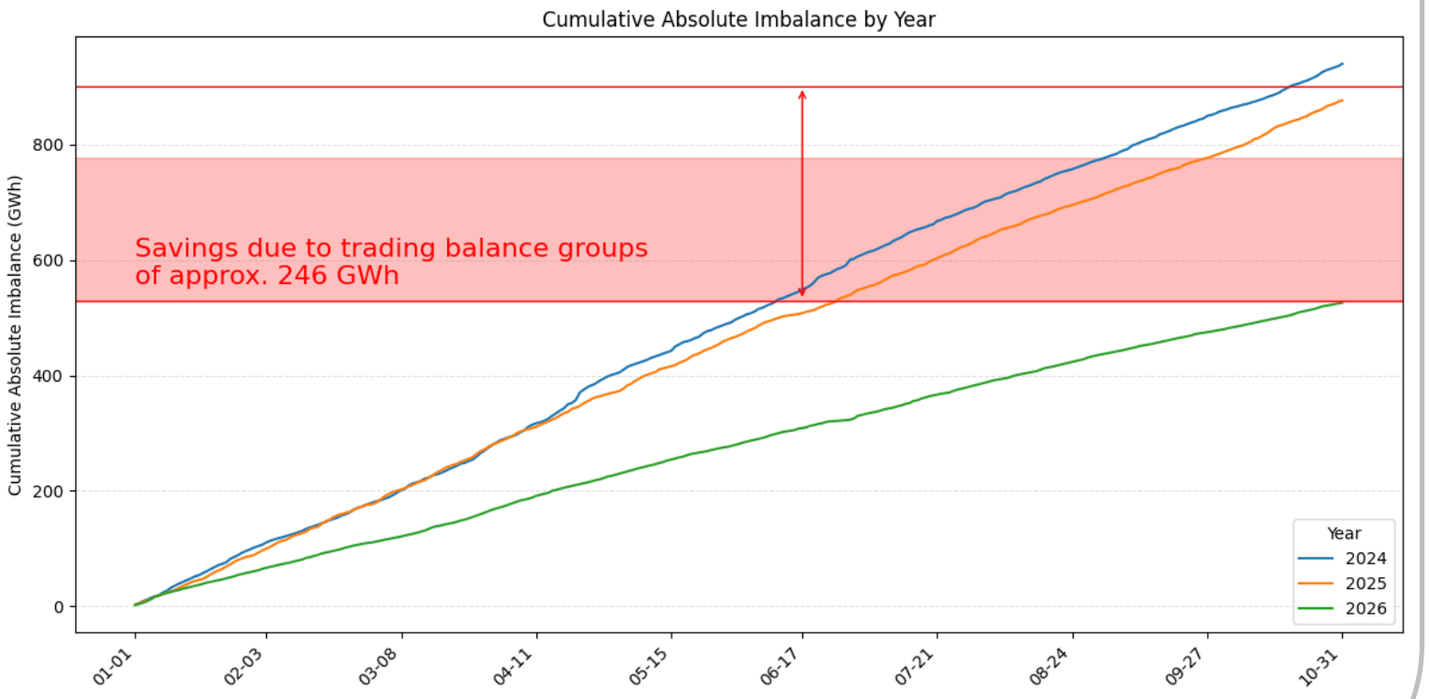




swissgrid

# Summer 2026: Extreme Events

Trading balance groups provided up to 450 MW of stabilising volume and prevented imbalances well above 1 GW (new record 1.43 GW)

**450 MW**
MAX. STABILISING SUPPORT

**> 1 GW**
IMBALANCE AVOIDED

**EUR 7,000/MWh**
AEP WITHOUT SUPPORT on 1 July

**EUR 1,873/MWh**
ACTUAL AEP ON 1 JULY

- Stabilising
- Destabilising

## Event 1

1 July 2026

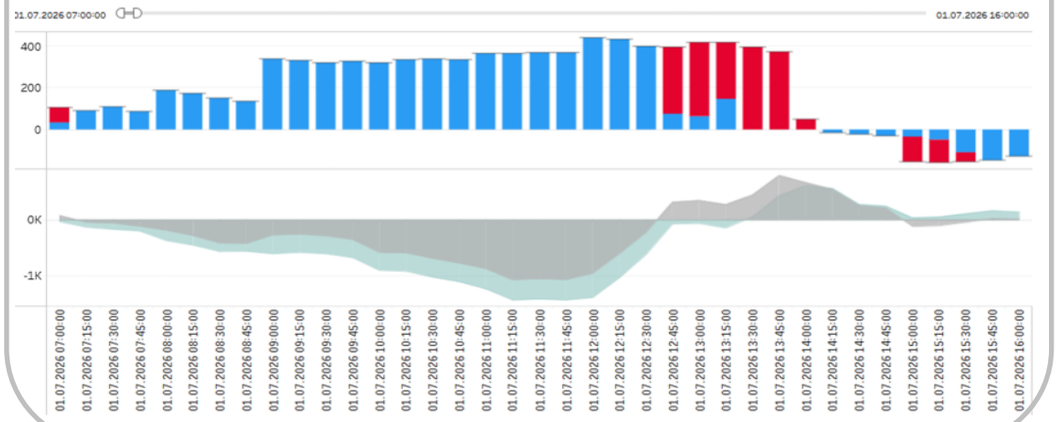


## Event 2

15 July 2026

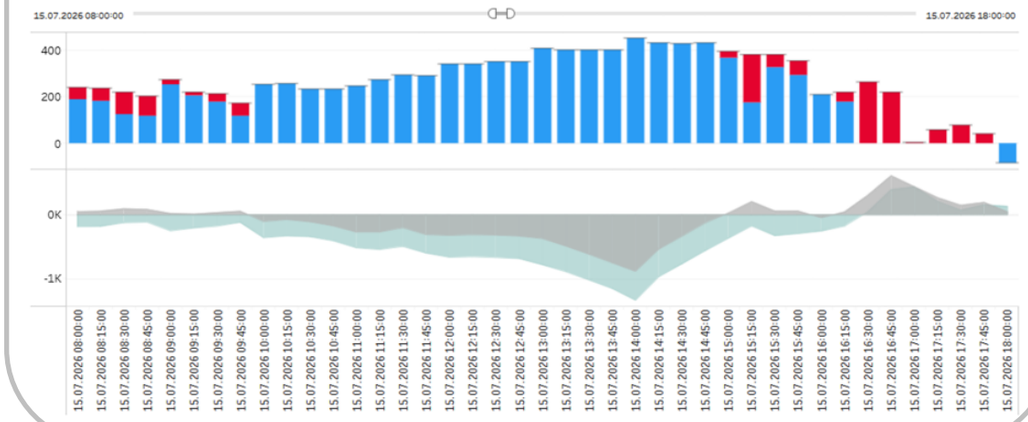


**KEY IMPLICATION**

**As PV capacity expands, forecast accuracy becomes increasingly critical for limiting extreme imbalances and safeguarding system stability.**



swissgrid

1 Changes in the Control Area

2 Active Balancing by Trading Balance Groups

3 Financial Impact

4 Performance-Monitoring



swissgrid

# Balancing Energy Costs Fell Significantly in the First Months of 2026

Lower SRE and TRE expenditure drove savings of up to 75%, while imbalance-price revenue also declined under the new pricing mechanism

**Up to 75%**
REDUCTION IN BALANCING ENERGY COSTS

**EUR 10–20m**
LOWER MONTHLY EXPENDITURE VS. 2025

**SRE stable**
SECONDARY BALANCING ENERGY VOLUME

**TRE ≈ halved**
TERTIARY BALANCING ENERGY VOLUME

## Balancing energy costs

Monthly comparison: 2025 vs. 2026

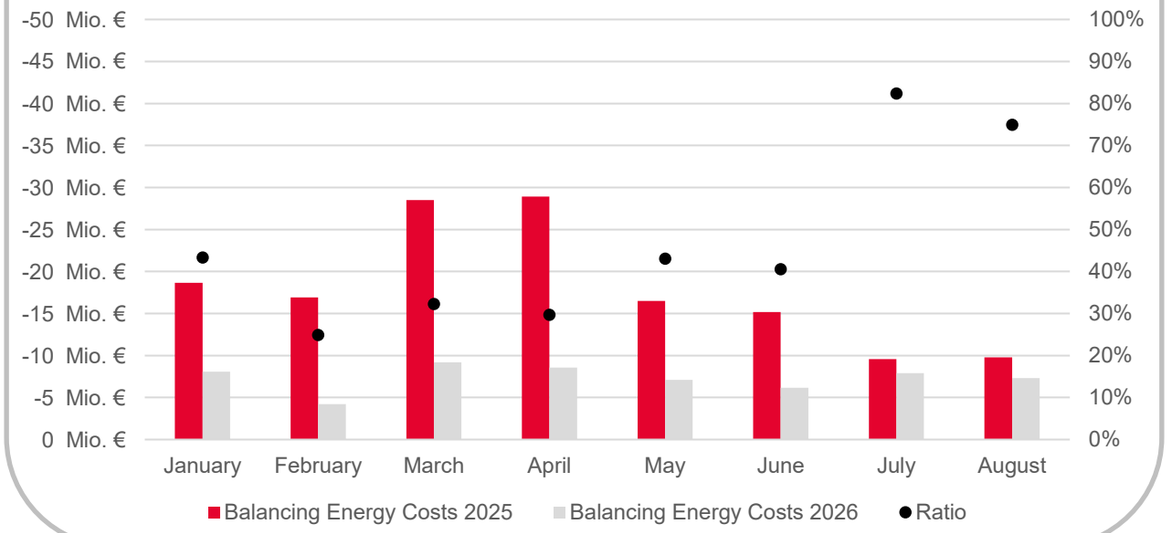


## Imbalance-price revenue

Monthly comparison: 2025 vs. 2026

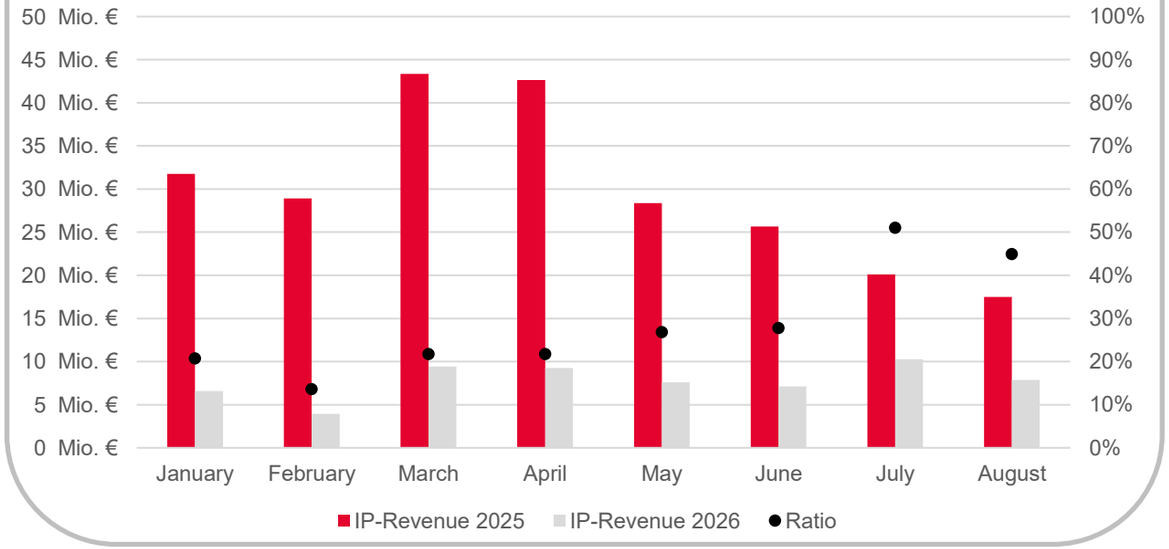


**KEY TAKEAWAY** **2026 shows materially lower balancing energy expenditure, although the monthly savings narrowed during the summer.**



swissgrid

# Lower Relief for the General SDL Tariff in 2026

Imbalance-energy revenues continue to cover balancing-energy costs, but the resulting surplus contribution to the general SDL tariff is significantly lower than in 2025.

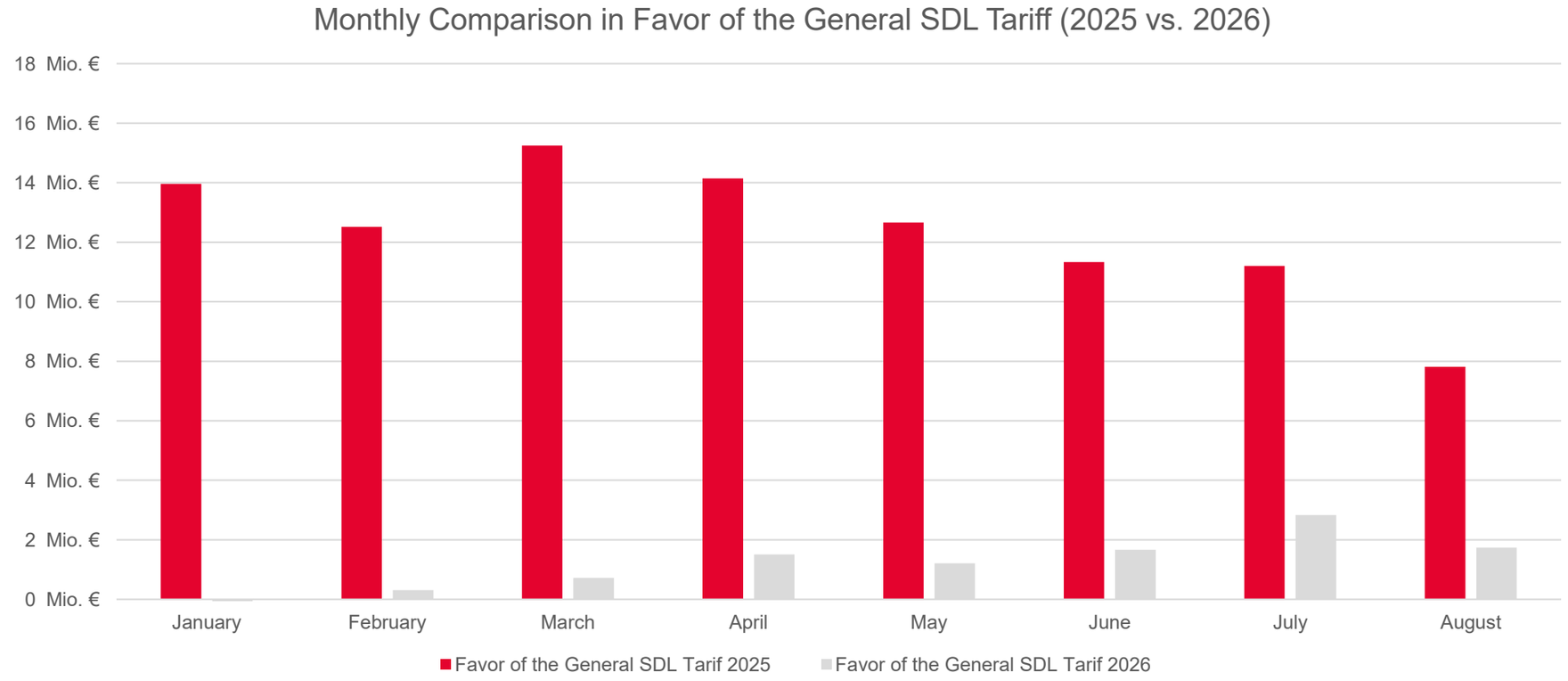


**KEY IMPLICATION** **Less surplus revenue means less relief for the general SDL tariff.**

# 2025 and 2026 Imbalance Price: Metrics

Imbalance Price Comparison between 2025 and 2026. The Imbalance Price is calculated with the **new logic** for both years.

| | MAXIMUM | EVENTS ABOVE 1'000 €/MWh | MEDIAN | EVENTS BELOW -1'000 €/MWh | MINIMUM |
|---|---|---|---|---|---|
| 2026 | 1'873 €/MWh | 11 | 146 €/MWh | 43 | – 6'885 €/MWh |
| 2025 | 5'055 €/MWh | 53 | 147 €/MWh | 157 | – 6'101 €/MWh |

ADDITIONAL METRICS

**–145 to 418 €/MWh**
WHISKER RANGE

**66–207 €/MWh**
CENTRAL 50% (IQR)

**161 €/MWh**
STANDARD DEVIATION

## Distribution of the 2026 IP

Box plot with outliers; €/MWh
Axis fixed at +/- 600 €/MWh

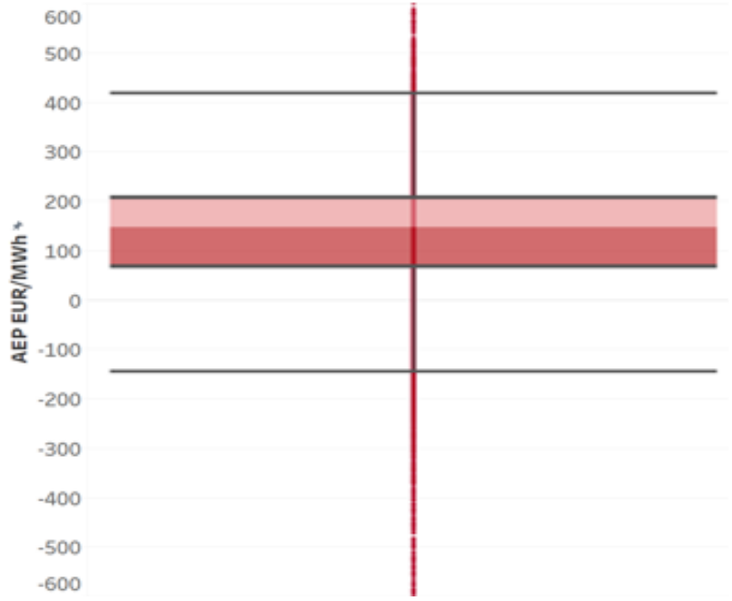


**KEY TAKEAWAY** **Less extreme price events compared to last year, but similar median.**

* Data until 27.10.2025 / 27.10.2026



swissgrid

1 Changes in the Control Area

2 Active Balancing by Trading Balance Groups

3 Financial Impact

4 Performance-Monitoring



swissgrid

# Accounting vs. Actual Classification Logic

How stabilising and destabilising shares are attributed within one assessment period




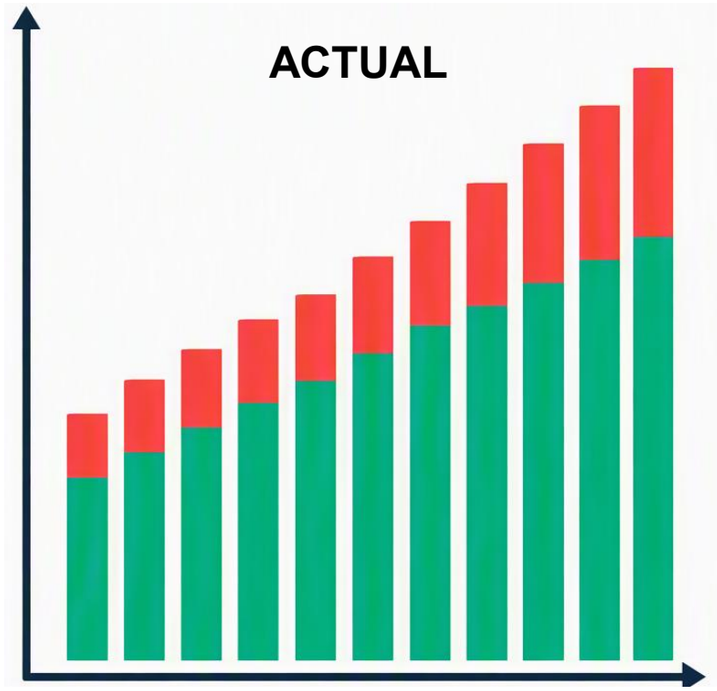


**Binary classification**
If any part is destabilising (red), the entire volume is classified as destabilising.

**Proportional classification**
Each share is counted separately, e.g. 25% destabilising and 75% stabilising.

**Accounting is binary; Actual preserves the red/green ratio.**

# Accounting Overstates Destabilising Contributions

Actual logic allocates mixed intervals proportionally, providing a more differentiated view of stabilising and destabilising behaviour

**ACCOUNTING LOGIC | Binary classification**

**ACTUAL LOGIC | Proportional allocation**

## Time-based view

Entire interval receives one classification

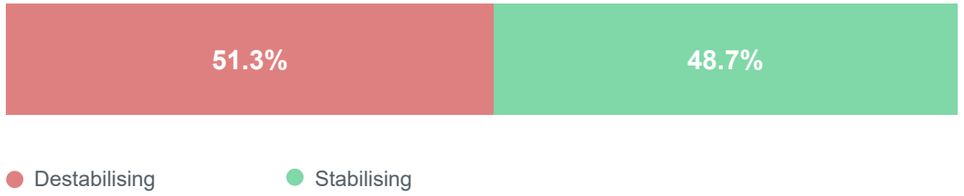


## Time-based view

Mixed intervals remain visible

−27.7 pp

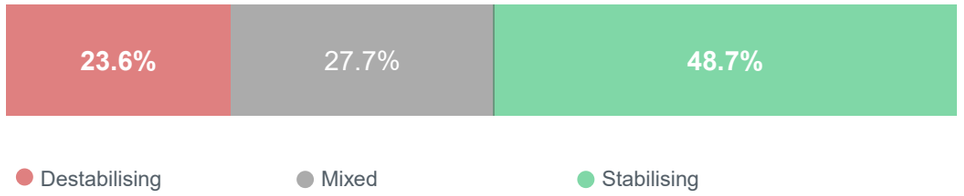


## Volume-based view

Entire volume receives one classification

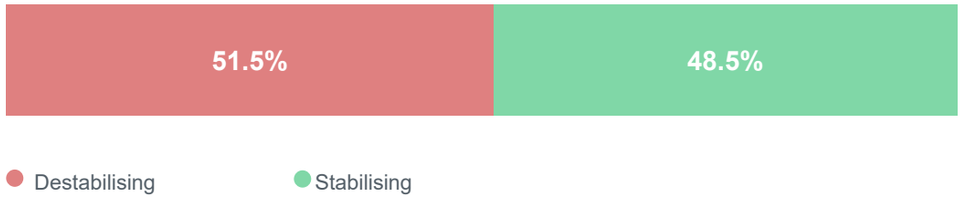


## Volume-based view

Volume is allocated by actual contribution

−22.8 pp




**OUR PICK** **The ACTUAL LOGIC indicates how much of the volume actually supports the control area.**



swissgrid

# Performance Assessment: 55% Stabilising-Volume Threshold

**55%**
PERFORMANCE THRESHOLD

**Monthly**
ASSESSMENT FREQUENCY

**6 months**
ROLLING ASSESSMENT WINDOW

**Volume-based**
METRIC USED

**1 Jan 2027**
GO-LIVE DATE

## Assessment logic

1. **Calculate the actual stabilising-volume share**
   The actual stabilising volume is calculated for each 15' and summed up monthly
2. **Calculate $F_{monthly}$ and points**
   Calculate the two metrics for the benchmarking and the internal point matrix
3. **Monthly Assessment**
   Monthly check of the rolling six-month result => potential consequences

**Only data from 1 January 2027 onward is included.**

## Illustrative six-month performance view

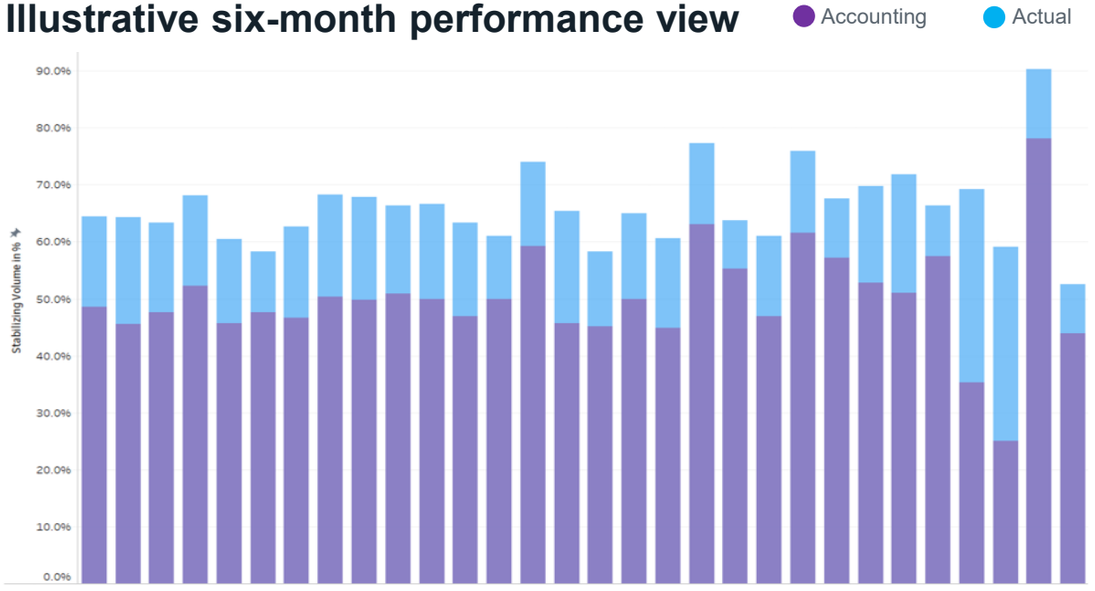


**TRANSPARENCY LIMITATION** **Positions cannot be independently recalculated while open trading balance group positions remain unpublished.**



swissgrid

INFORMATIONAL

# Monthly Performance Score: Formula and Six-Month Example

During the test period, no balance group accumulated points or had a negative $F_{monthly}$ over the six-month period

| $F_{monthly}$ | Points |
|---|---|
| > 0.0 | -1 |
| > -0.1 | 0 |
| > -0.2 | 1 |
| > -0.4 | 2 |
| > -0.6 | 3 |
| > -0.8 | 4 |
| > -1.6 | 5 |
| else | 6 |

## CALCULATION LOGIC

**1 Stabilising share**

$$S_v = \frac{V_{stab-actual}}{V_{stab-actual} + V_{destab-actual}}$$

**2 Performance deviation**

$$P = (S_v - 0.55)$$

**3 Monthly performance**

$$F_{monthly} = \frac{V}{1000} * P$$

## SIX-MONTH EXAMPLE

| Month | V [MWh] | $S_v$ | $F_{monthly}$ | Points |
|---|---|---|---|---|
| January | 9’700 | 0.53 | -0.19 | 1 |
| February | 7’900 | 0.54 | -0.08 | 0 |
| March | 5’400 | 0.61 | 0.32 | -1 |
| April | 10’500 | 0.52 | -0.32 | 2 |
| May | 4’200 | 0.59 | 0.17 | -1 |
| June | 21’000 | 0.62 | 1.47 | -1 |
| **6-month total** | | | **1.07** | **0** |

## Potential escalation measures

| | | |
|---|---|---|
| 1 | **Written statement** | Clarify the observed performance |
| 2 | **Meeting with Swissgrid** | Discuss causes and corrective actions |
| 3 | **Temporary exclusion** | 3–12 months from active balancing |

**INTERPRETATION** **Higher stabilizing shares improve P; the total volume V scales the monthly performance factor and therefore the resulting point category.**



swissgrid

# Benchmarking Makes Performance Comparable and Actionable

Anonymous comparison supports participant dialogue, while defined escalation measures address persistent underperformance and financial exposure

## How the benchmark works

| | |
|---|---|
| **X-axis** | Participants sorted by volume (V) |
| **Y-axis** | Monthly performance factor ($F_{monthly}$) |
| **Output** | Anonymous relative performance benchmark |

## Get your Benchmark

**Anonymous benchmarks are available on request**

**Contact: balancegroup@swissgrid.ch**

## Illustrative monthly performance benchmark

Participants sorted by volume on the x-axis

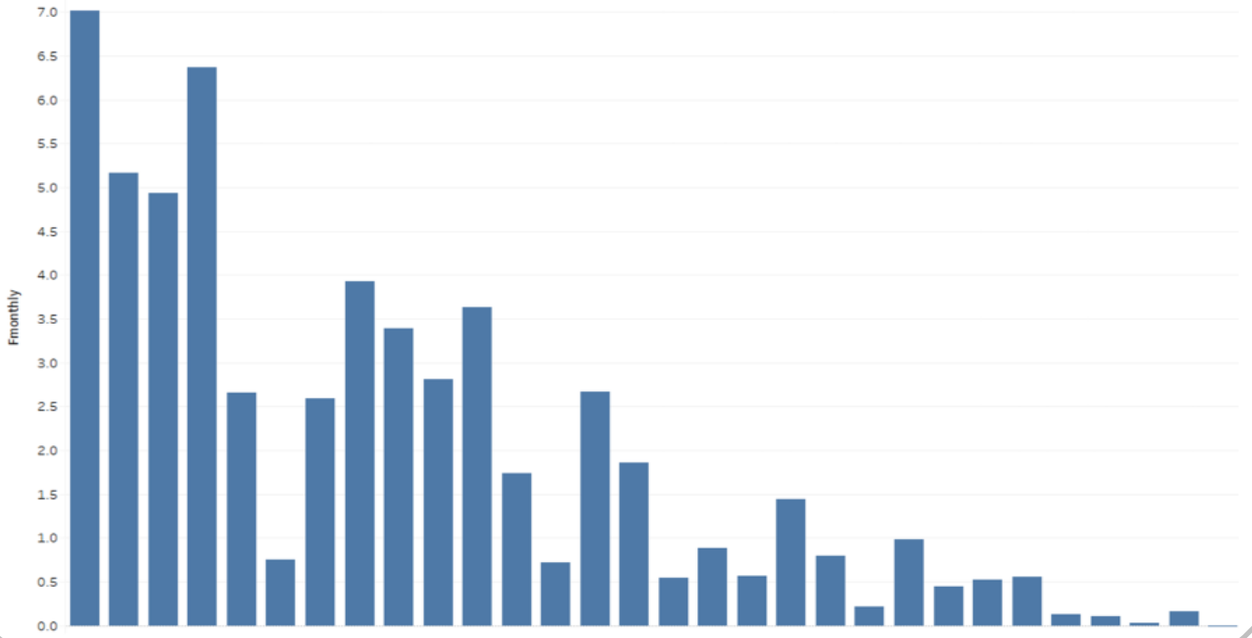


**FINANCIAL MONITORING** **Interim settlement is triggered when the current-month financial open position exceeds 50% of the bank guarantee and the balance group owes Swissgrid.**



swissgrid

# Active Balancing Committee – The Committee for Trading Balance Groups

## Purpose

- Create a collaborative platform for active balancing participants
- Improve transparency and understanding of balancing behavior
- Identify inefficiencies, risks and potential changes early
- Enable direct exchange with Swissgrid and other participants

## Working approach

- Regular committee meetings in Q2 and Q4
- Newsletters with updates in Q1 and Q3
- Ad-hoc meetings when required

## Expected impact

- Improved active balancing performance across participants
- Greater market efficiency and system stability
- A practical win-win for participants and Swissgrid
- Improved processes and decisions

## JOIN THE COMMITTEE

**Scan to access the sign-up form**

**ANNUAL CADENCE**

- **Q1** Newsletter
- **Q2** Committee meeting
- **Q3** Newsletter
- **Q4** BGM Partner Meeting



swissgrid

## Mentimeter Question

# How satisfied are you with the new imbalance pricing mechanism?

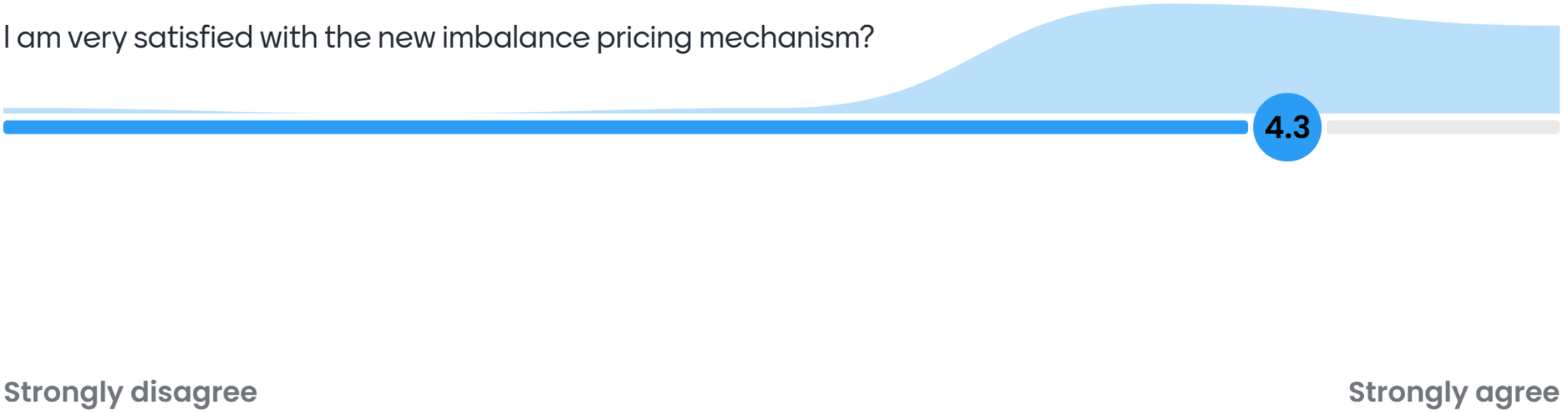




swissgrid

## Mentimeter Question

# What are the biggest challenges you currently face with Active Balancing?






swissgrid

# JAO updates on 15 Min products and new auction system

Thomas Kiefer
Chief Operating Officer JAO

swissgrid

# 15 minutes MTU and block bids

## Impact for Market Participants on the Swiss borders

**November 2026**


© Joint Allocation Office 

# 15-minute Market time unit change

Description is specifically for 15 min MTU change, without block bids.

### What changes: the number of MTUs

**1 hour** → **:00** **:15** **:30** **:45**

Each hour of an auction is split into four 15 minutes MTUs.

| Auction | Today (60 minutes MTU) | With 15 minutes MTU |
|---|---|---|
| Per hour | 1 | 4 |
| Daily auction, 24 hours | 24 | 96 |
| Clock change days, 23 / 25 hours | 23 or 25 | 92 or 100 |
| Intraday auction | Number of hours | Number of hours × 4 |

### Bid submission

Bids go in through the UI or the API, in the same way as today but with 15 MTU granularity.

### Output documents

Auction results, programming authorization and invoicing stay as they are but with 15 MTU granularity.

### Bidding process

Everything else about bidding stays as it is. Only the number of MTUs per auction changes.

**Market Participants keep their current way of working. Only the number of MTUs per auction grows.**


© Joint Allocation Office 

# Block bids, as divisible hourly blocks

One block covers one clock hour. Its volume can be partly accepted, its time cannot.

## What a block bid is

1. **One bid per clock hour**
   A block covers exactly one clock hour: one price and one quantity for its four 15 minutes MTUs.

2. **Divisible in volume, not in time**
   The accepted quantity is between zero and the quantity offered, and it is the same on all four MTUs.

3. **Cleared with the single bids**
   The algorithm maximizes capacity revenue within the available capacity, single and block bids together.

4. **Submission rules**
   Block and single bids use separate Bid IDs. A participant needs different prices across its bids on each MTU.

5. **Business rules**
   Tie-breaking and pro rata rules decide between equally attractive bids.


© Joint Allocation Office 

# Allocation options for single and block bids

The alternatives differ mainly in time linkage, divisibility and optimization logic.

| | Current allocation | Earlier design | Updated design |
|---|---|---|---|
| | Single-MTU bids | Indivisible blocks, any length | Divisible blocks, hourly and multi-hourly |
| **Bid structure** | One price and quantity per MTU. Each MTU is independent. | One price and quantity for all MTUs in the block. Consecutive MTUs; configurable length. | Each block starts on a clock hour, covers one or more consecutive whole hours, and carries one price and one quantity across its MTUs |
| **Acceptance** | Winning bids may be fully or partially satisfied. | All-or-nothing across the full block duration. | Partly accepted by quantity, with the same acceptance ratio on all four MTUs. |
| **Optimization** | Independent merit-order optimization per MTU. | Iterative block accept/reject decisions, then single bids fill remaining capacity per MTU. | Independent clearing per hour, with single, hourly and multi-hourly block bids optimized together. |
| **Pricing** | Marginal price per MTU, | Final price remains per MTU; an accepted block can influence which single bids are marginal. | Results return auction price per MTU and awarded quantity for each BID ID |


© Joint Allocation Office 

# ORION

## Objectives, timeline and status

**November 2026**


© Joint Allocation Office 

# Objectives

- **User Experience**: it must be **fast, intuitive, appealing** and streamlined
- **Stability and performance**: it must be **reliable** and support market constraints whatever the volume
- **Integrability and automation**: API first architecture design as part of its fundamentals for ease and standardization of integration.
- **Autonomy**: integration of ease of life feature for clients

Unicorn has been selected as the provider

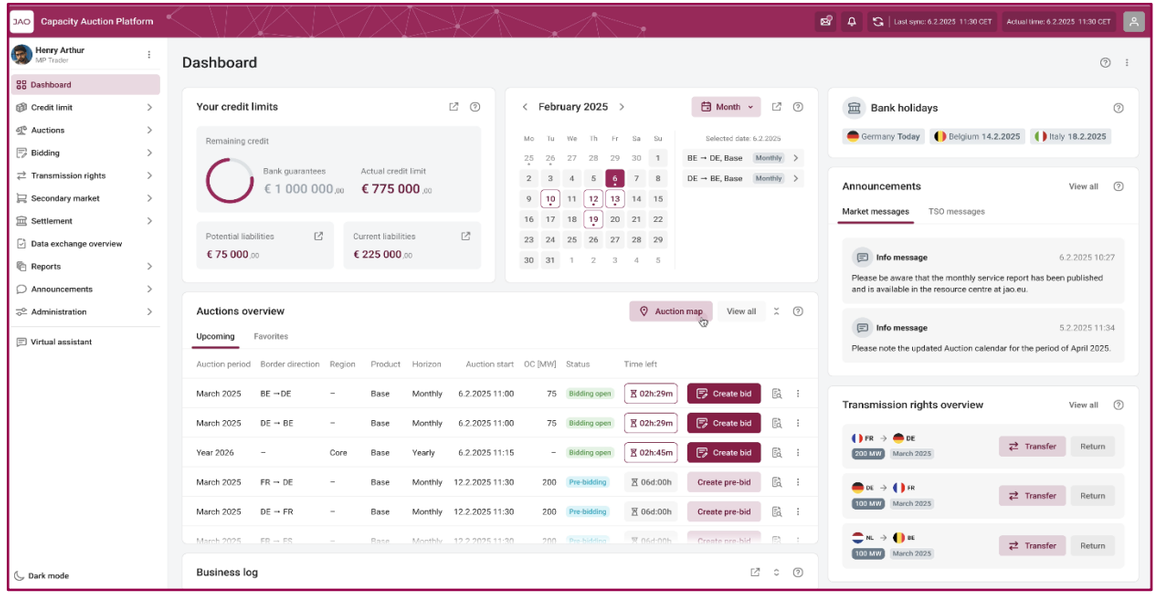


** Preliminary mockup design not reflecting the final product*

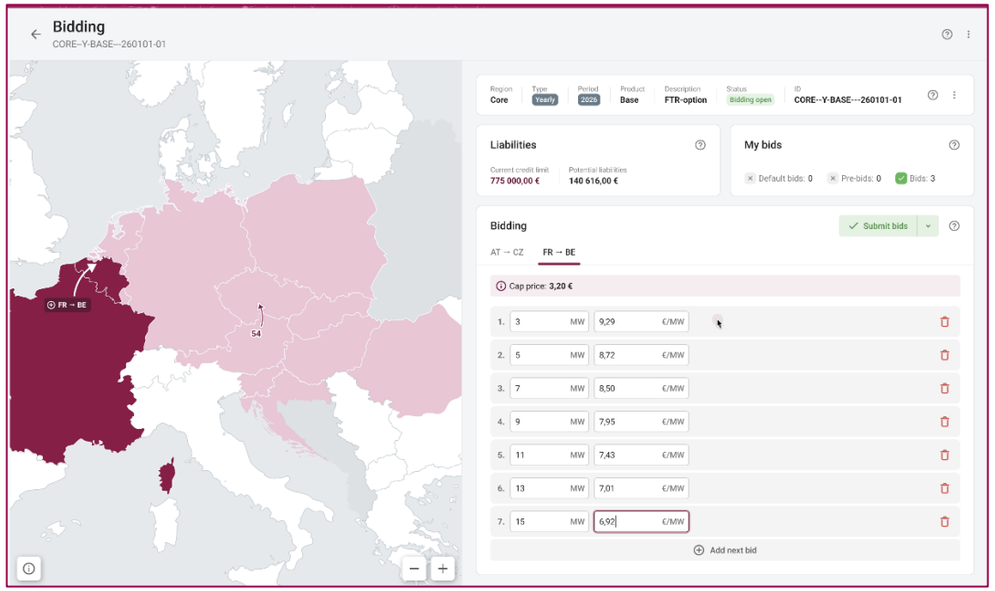



© Joint Allocation Office 

# Roadmap

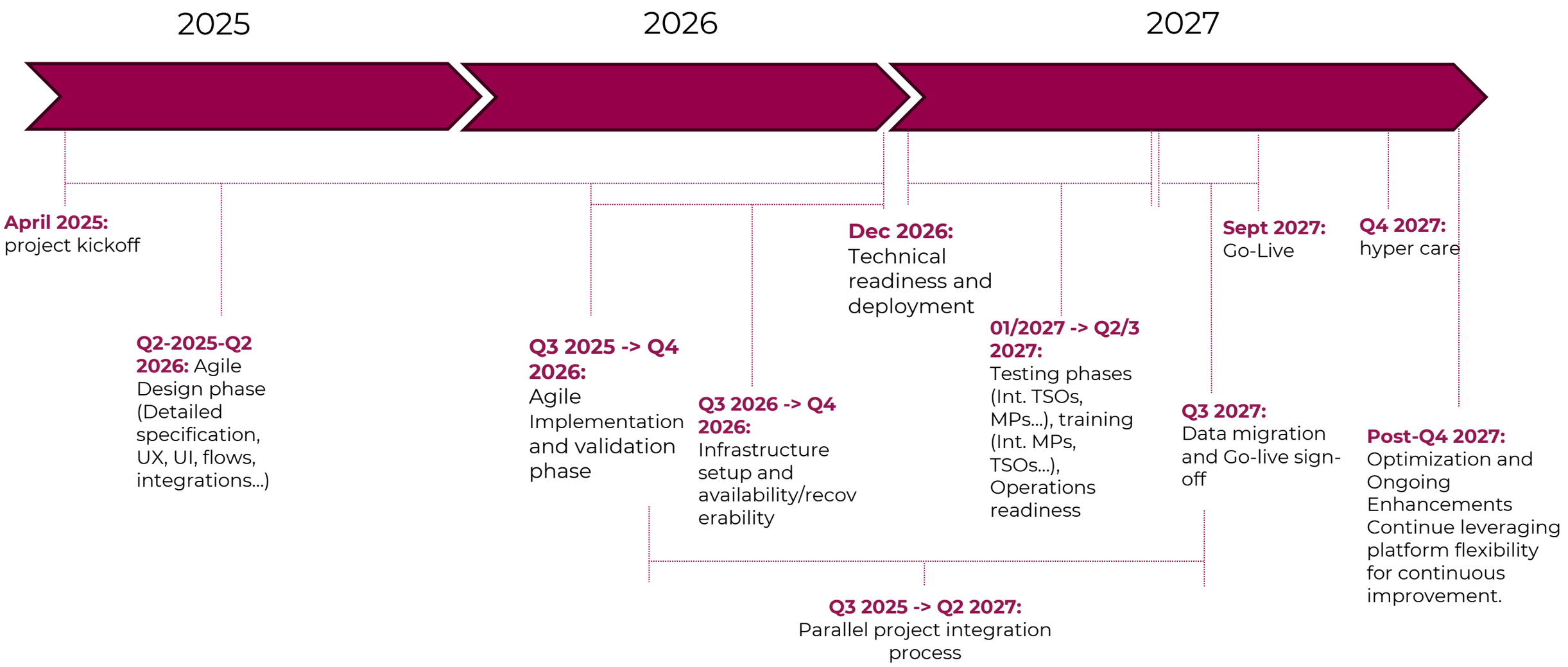



© Joint Allocation Office 

# Main Changes

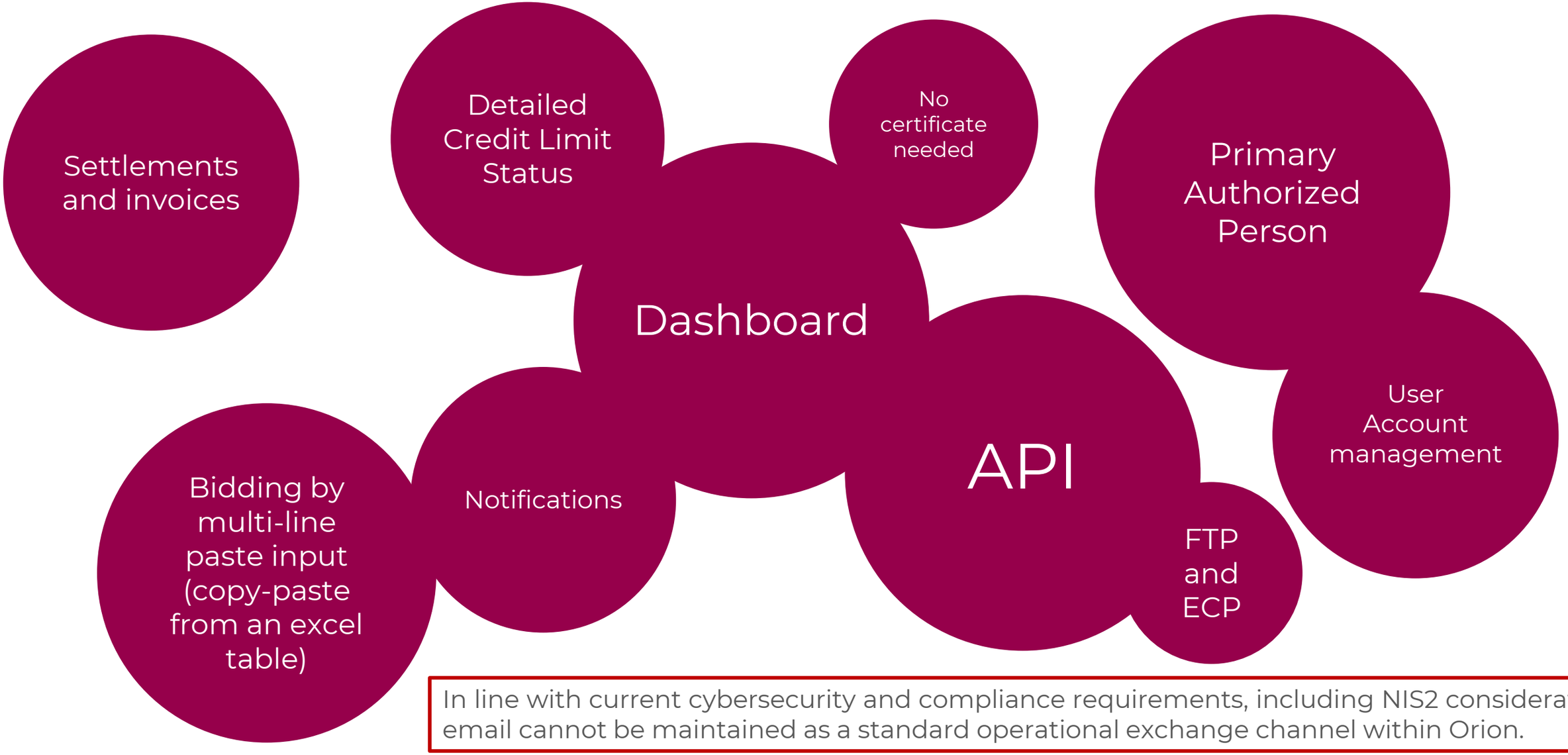


In line with current cybersecurity and compliance requirements, including NIS2 considerations, email cannot be maintained as a standard operational exchange channel within Orion.


© Joint Allocation Office 

# Upcoming Activities

- **Connectivity test – Phase 1**
  With three User Group members






- **Connectivity test – Phase 2**
  With all User Group members




- **Connectivity test – Phase 3**
  With every Market Participants





© Joint Allocation Office 

# Contact and Escalation Path

## JAO Organization

**November 2026**


© Joint Allocation Office 

# JAO Organization and Escalation path for Market Participants

**A Service Oriented Organization**

JAO Is Organized around 3 major lines of services supporting Market needs

All lines are located under the COO Division

| Capacity Allocation | Congestion Income Distribution | Other Services |
|---|---|---|
| **Client topology: Market Participants** and TSOs<br>**Services:** Primary Market capacity Auction, Clearing and Settlement, MP support, product lifecycle | **Client topology:** TSOs<br>**Services:** Clearing, Settlement, Publication, Post coupling Operations, TSO Support | **Client topology:** TSOs<br>**Services:** Inside Information Platform, Data transfer and routing, Central Procurement and Budget Management, Consulting… |

Escalation Path

**Senior Manager**



**Emiel Busse**
*Busse@jao.eu*

**Service Manager**



**Bruno Almeida**
*Almeida@jao.eu*



**Antonios Paliaroutas**
*Paliaroutas@jao.eu*



**(Viktoria Sipos *)**
**Temp. Emiel Busse**
*Busse@jao.eu*

**Customer Service Manager**



**Adam Majsa**
*Majsa@jao.eu*

Main Contact Point

**Customer Service**



**JAO Hub**
https://support.jao.eu/
support@jao.eu
+352 27 62 38 38

*Parental Leave



© Joint Allocation Office 

# Important updates on cross border capacity allocation

Benito Barberio
Senior Spec. Balance Group & Sched. Services

swissgrid

# Introduction of 15 minutes and block products at capacity auctions on Swiss borders

## New design agreed among TSOs and NRAs

1. **Introduction of divisible block bids**
   - Block bids will be submitted as divisible block bids, allowing for partial acceptance instead of requiring the entire block to be accepted or rejected
   - They will be divisible in volume but non-divisible in time



2. **Block bids restricted to full hours**
   - Block bids can only be submitted for full-hour periods
   - Single hour block bids only (e.g. 13-14h - starting at each full hour)

3. **Removal of block bid orders in the ID CH–IT / IT–CH corridors**
   - Block bid orders will not be available for trading in the intraday CH–IT and IT–CH.



swissgrid

# Market information and start of survey published on 05/10/26

- Updated market participants on go live timeline regarding auctions on Swiss borders with15 min MTU and block bids
- Market participant survey on the preferred implementation approach: Link
- The survey asked market participants to express their preference between options:
  - **Option 1**: Introduce the **15-minute MTU** by **March 2027** without block bids. Under this option, **block bids** would **not** be **available** for the foreseeable future.
  - **Option 2**: Maintain the current hourly products. Introduce **both the 15-minute MTU and block bids** in the new auction tool (Orion), currently expected no earlier than **September 2027.**
  - **Option 3**: Introduce the **15-minute MTU** by **March 2027**. **Block bids** would be introduced later in the new auction tool (Orion), currently expected no earlier than **September 2027.**

# Result of market survey

## Question 3: Preferred Option Ranking

| Option | Ranked #1 | Share |
|---|---|---|
| Option 2 – 15-min MTU and Block Bids introduced together with Orion | 22 | 71% |
| Option 3 – 15-min MTU in Mar-2027, Block Bids later in Orion | 7 | 23% |
| Option 1 – 15-min MTU in Mar-2027 without Block Bids | 2 | 6% |

| Rank | Options |
|---|---|
| 1 | Option 2: Maintain the current... |
| 2 | Option 3: Introduce the 15-mi... |
| 3 | Option 1: Introduce the 15-mi... |

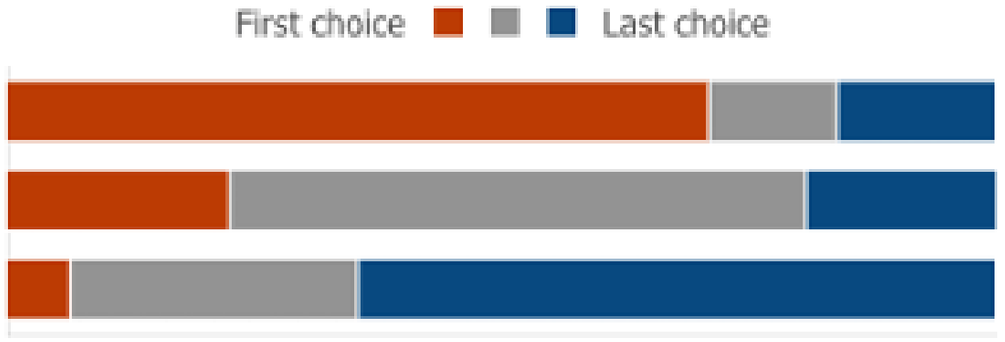




swissgrid

# Next steps

- TSOs and NRAs agree on the way forward
- Elaboration of a realistic timeline
- Inform market participants about decision and next steps

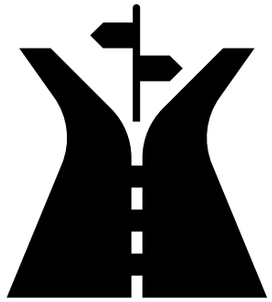

# Continuous Intraday allocation on CH-IT border with 15 Min. market time unit

- In September Terna and Swissgrid have performed a public consultation on the Intraday Continuous Capacity Allocation Mechanism
- Several feedbacks received, answers will be published here: ENTSO-E website
- Adjustments to the various IT systems are currently being implemented
- After that, internal tests will start
- Market participants will also be able to test at a later date, we will keep you up to date here.
- Go Live of explicit continuous intraday allocation is planned for first half of 2027

# Intraday continuous allocation (ICA) timings and gate closures

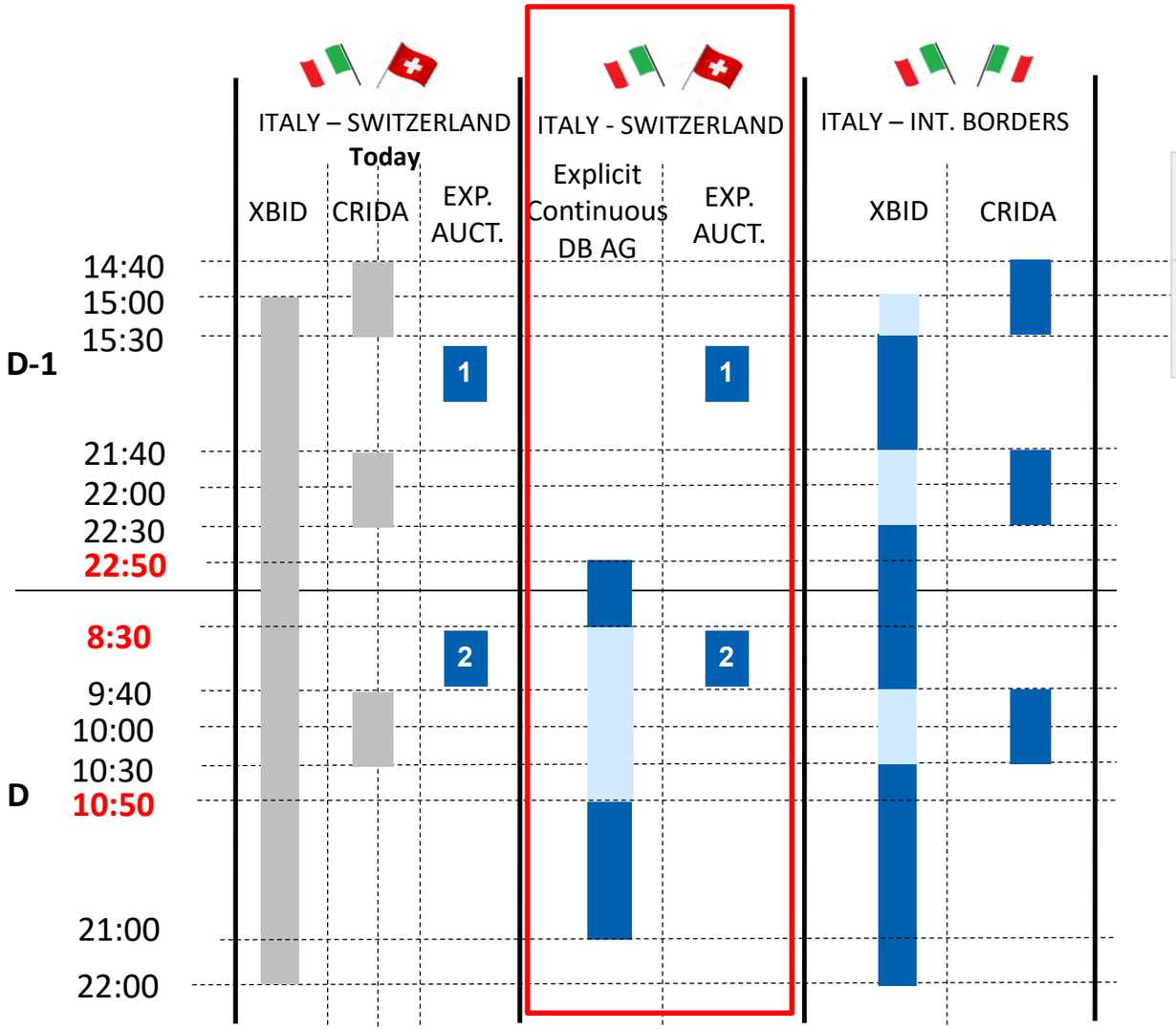


| | Auction Results | Delivery time | Nomination Deadline | Cut Off Time |
|---|---|---|---|---|
| **ID 1 CH-IT** | 16:35, d-1 | 0 – 24 | 22:35, d-1 | **22:45, d-1** |
| **ID2 CH-IT** | 09:35, d | 12 – 24 | 10:35, d | **10:45, d** |

Allocation process ongoing with available capacity

Allocation process suspended (capacity not available)

Allocation process not implemented

- Gate Closure for Matching of ID1 auctions: d-1 22:45
- Start of Intraday Continuous Allocation: d-1 22:50
- First Gate Closure for 00:00 – 00:15: d-1 23:00
- Stop Intraday Continuous Allocation: d 08:30
- Gate Closure for Matching of ID2 auctions: d 10:45
- Re-Start of Intraday Continuous Allocation: d 10:50
- Last Gate Closure for 23:45 – 00:00: d 22:45



swissgrid

# Intraday continuous allocation (ICA) timings and gate closures Italian side

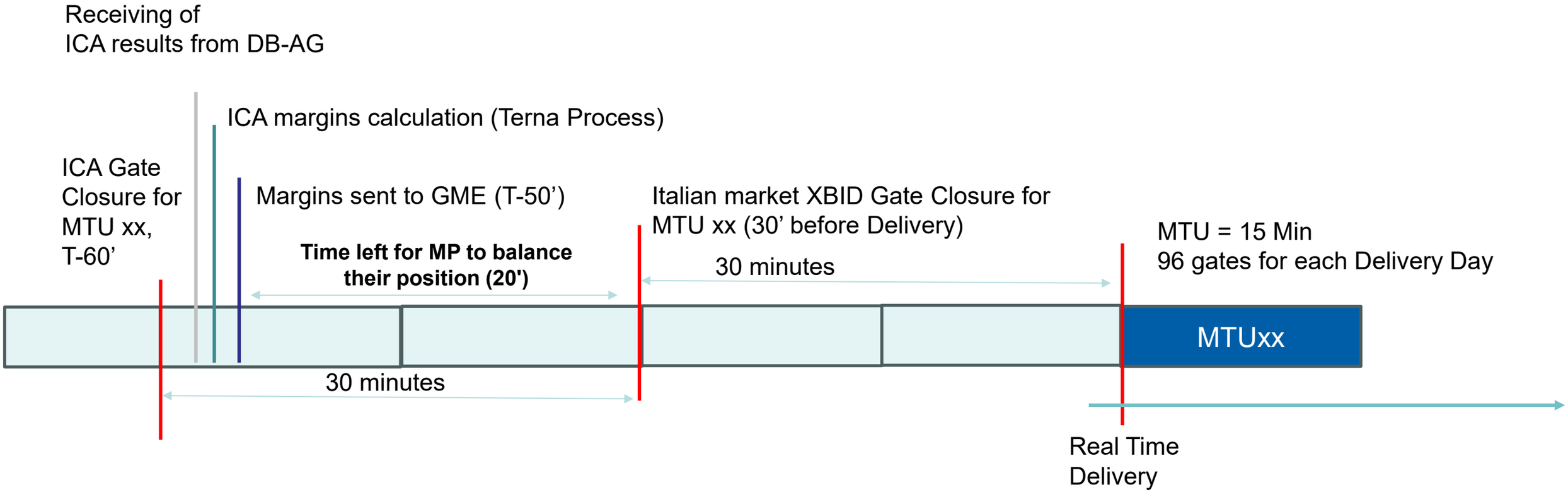


Attention:

- if a market participant for example has explicitly allocated on DB AG platform 10 MW CH->IT 65 minutes before delivery, but cannot sell it in the Italian Market XBID until 30 minutes before delivery, he will be unbalanced for 10 MW
- So it's better to do the trades early in order to have enough time to allocate a counter direction nomination to DB AG platform before gate Closing 60 minutes before delivery.



swissgrid

# CH-FR border: Continuous Intraday allocation with 15 Min and lead time reduction

## Continuous Intraday allocation with 15 Min

- Swissgrid and RTE have updated and consulted the “Intraday Capacity Allocation Rules”
- Updated rules could be on RTE website
- Intraday 96 gates on FR-CH border is scheduled to go live for business day 17/11/2026

## Reduction to 30 Min lead time on Continuous Intraday allocation

- Topic is looked at bilaterally per border with the respective neighbour TSOs
- GO Live not possible before 2028

# EPEX Spot updates on 15 Min products and liquidity of CH intraday market

Chiara Henle
Senior Key Account Manager, EPEX Spot

swissgrid

epexspot

part of eex group

# Swissgrid BGM Partner Meeting 2026

EPEX SPOT
10 November 2026



01 Spot Power Market Update – Swiss Focus

02 First insights - 15 Min MTU


©EPEXSPOT 2025 - Confidential

# Spot Power Market Update – Swiss Focus

01

# Swiss Day Ahead Auction Volumes

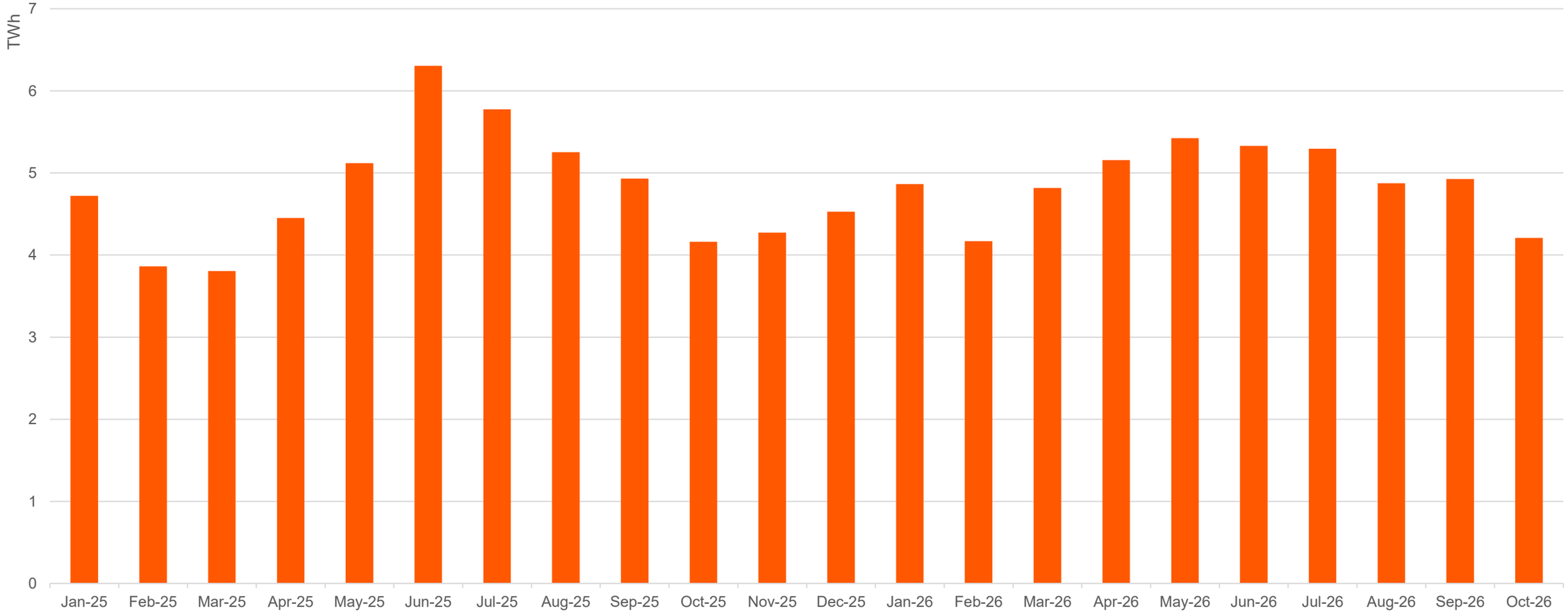


- **110+ Members are active** in the CH Day-Ahead Auction
- **49+ TWh traded on DAM CH** since January 2026

 ©EPEXSPOT 2026 - Confidential

# Swiss Intraday Continuous volumes, a large increase since beginning of 2026

## Intraday Continuous + Intraday Auctions

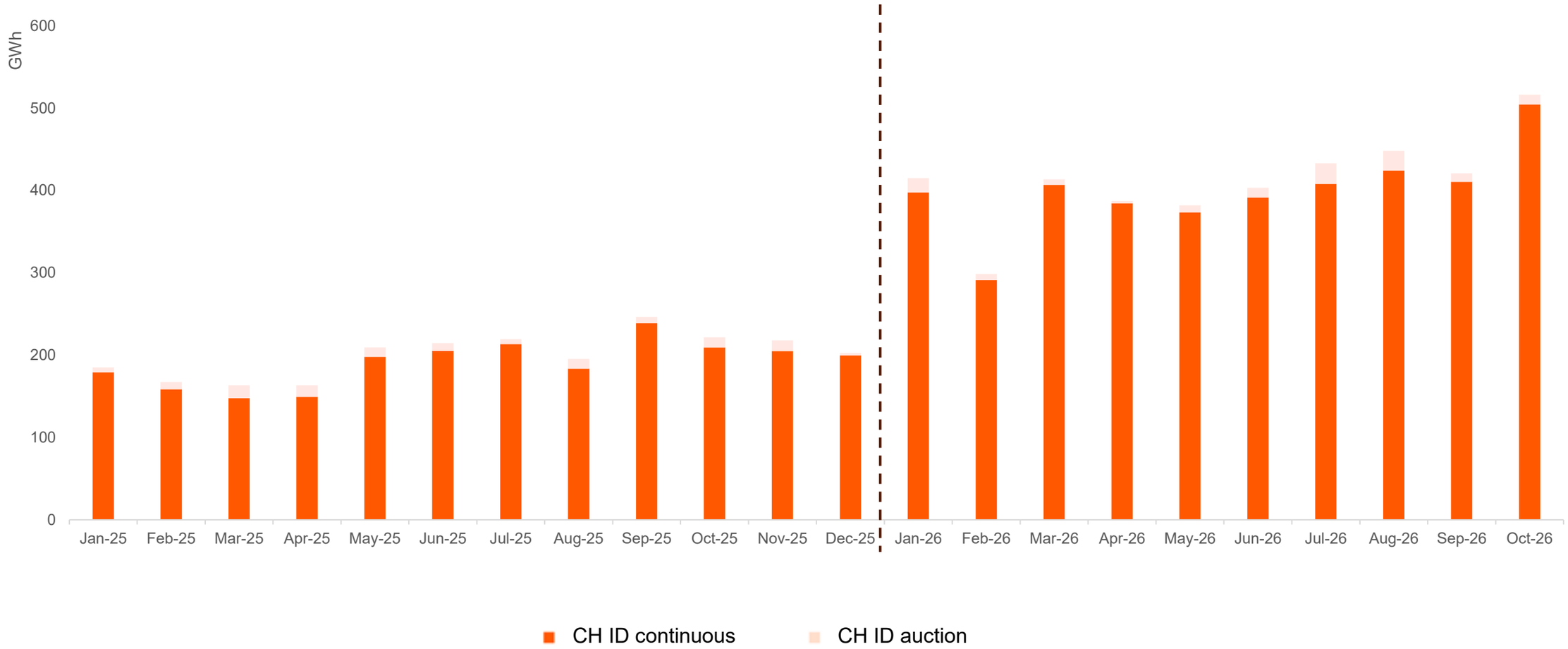


- On IDC Market, large growth recorded in 2026 with **3.9 TWh traded in YTD, +112% vs YoY**
- Already **105+ members** on the Intraday Continuous market, with a lot of interest & a promise of further strong growth

 ©EPEXSPOT 2026 - Confidential

# Traded volumes on Epexspot IDC CH – split per contract duration

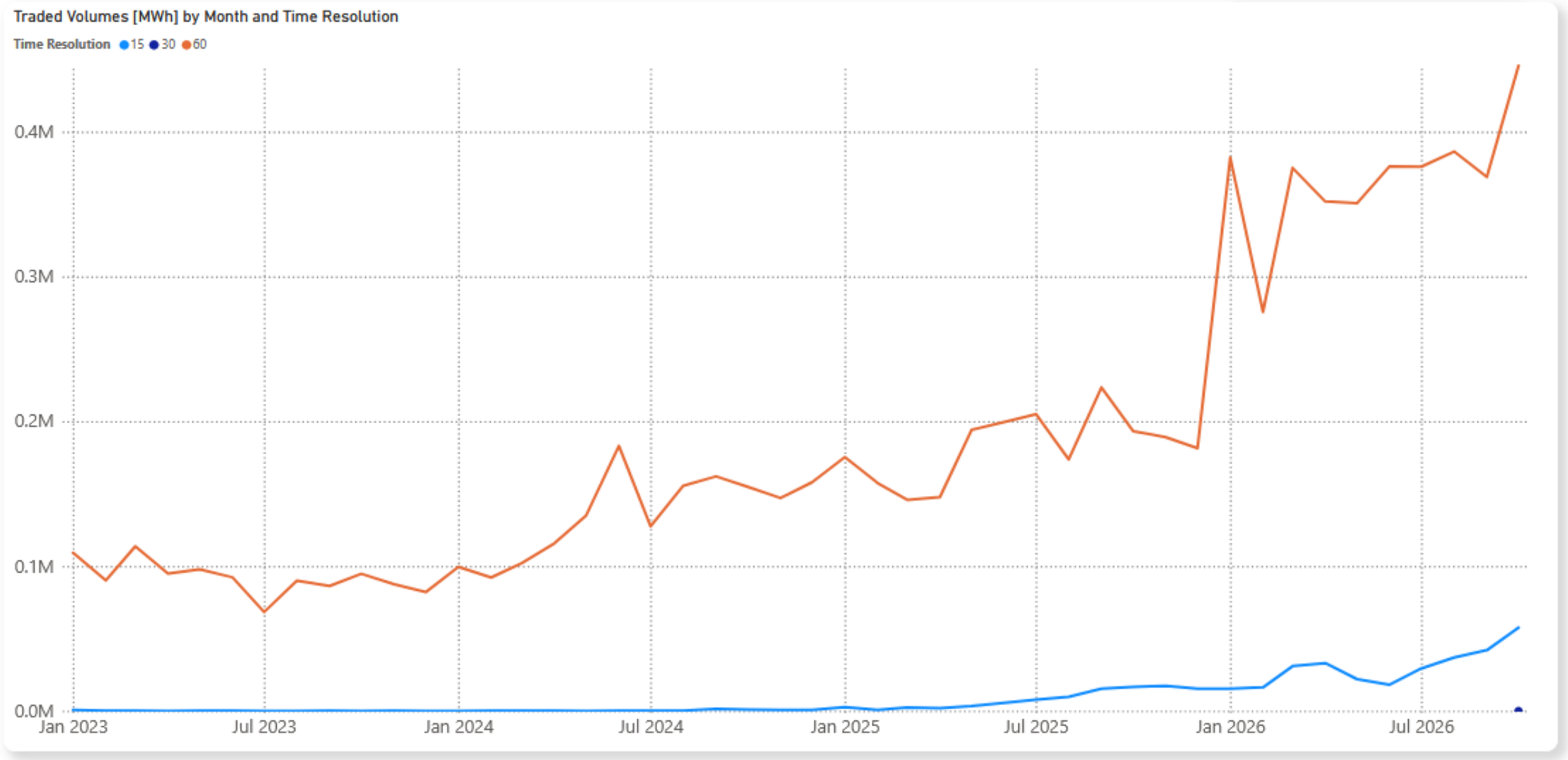

# Traded volumes on Epexspot IDC CH – split per member category

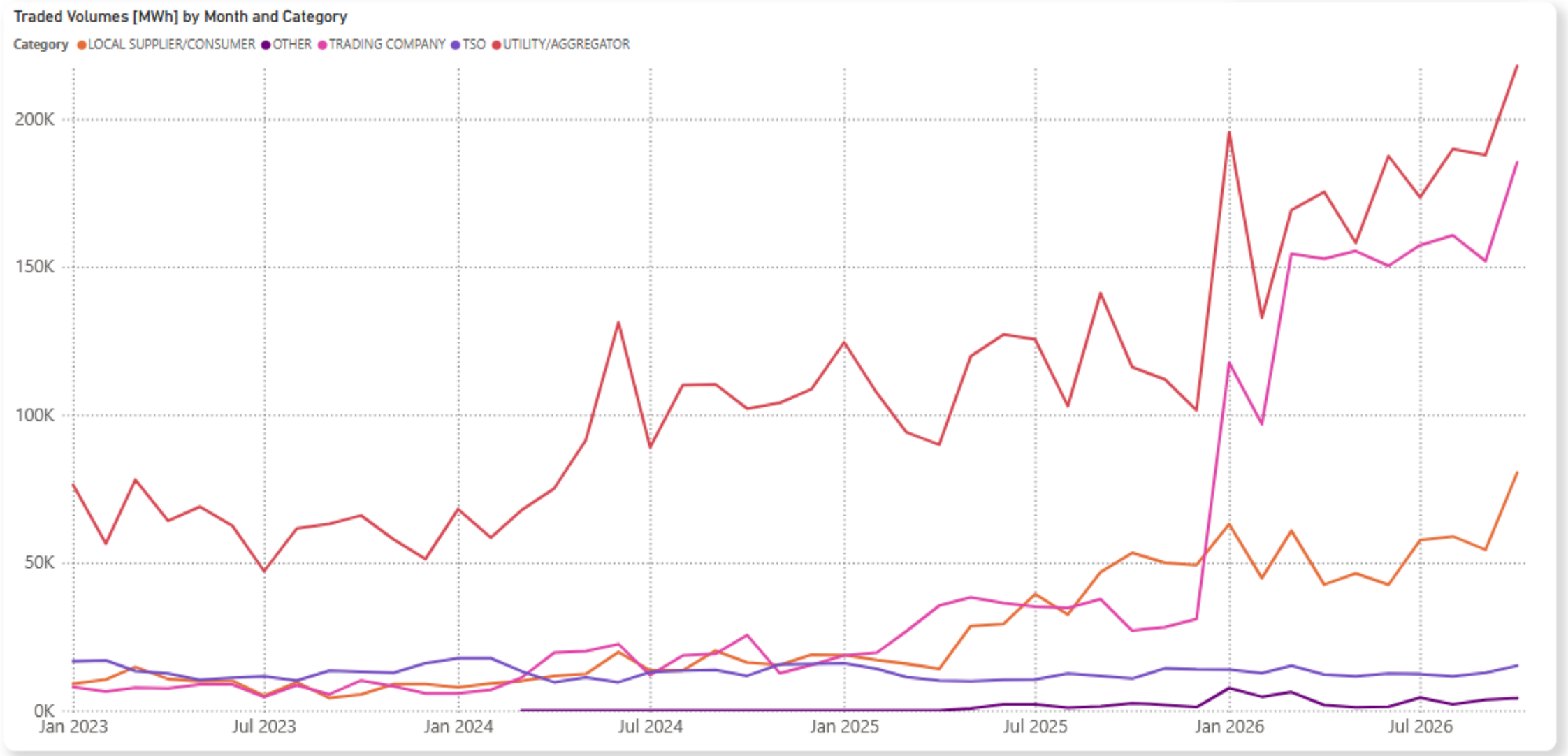

# Visualisation of CH Bid-ask spread (example for one 60 min contract) – 2026 vs 2025

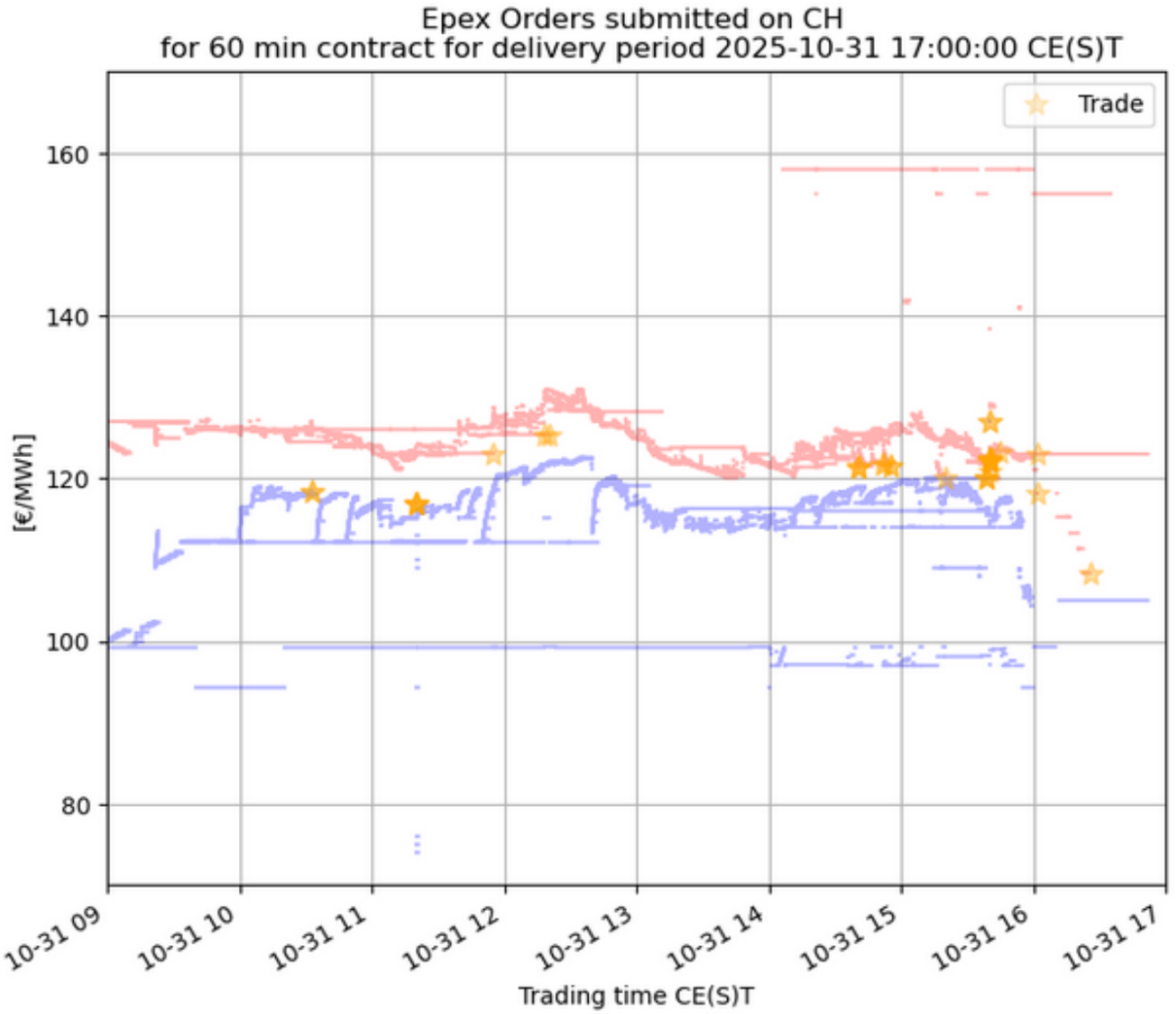


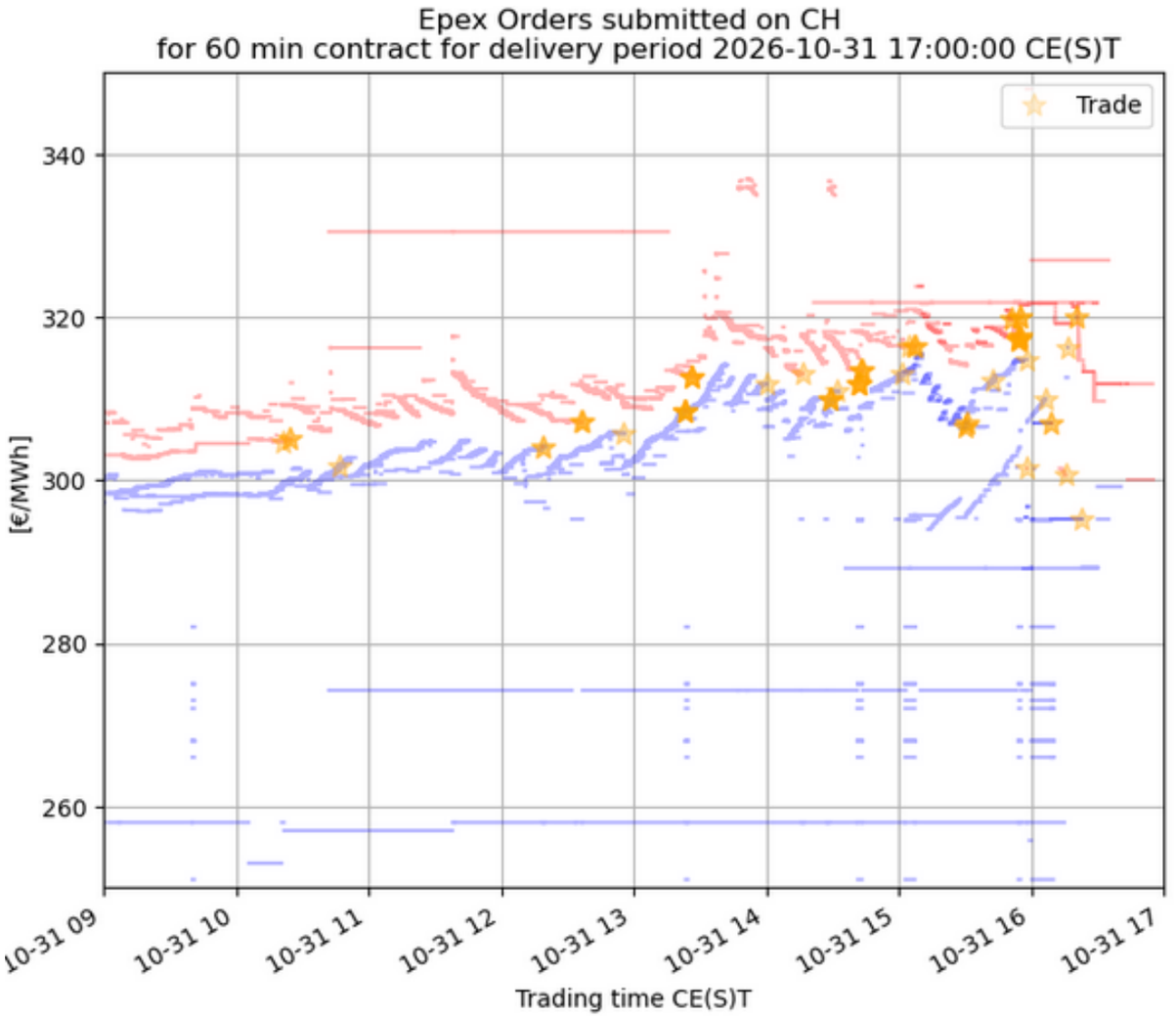

# Visualisation of CH Bid-ask spread (example for one 15 min contract) – 2026 vs 2025

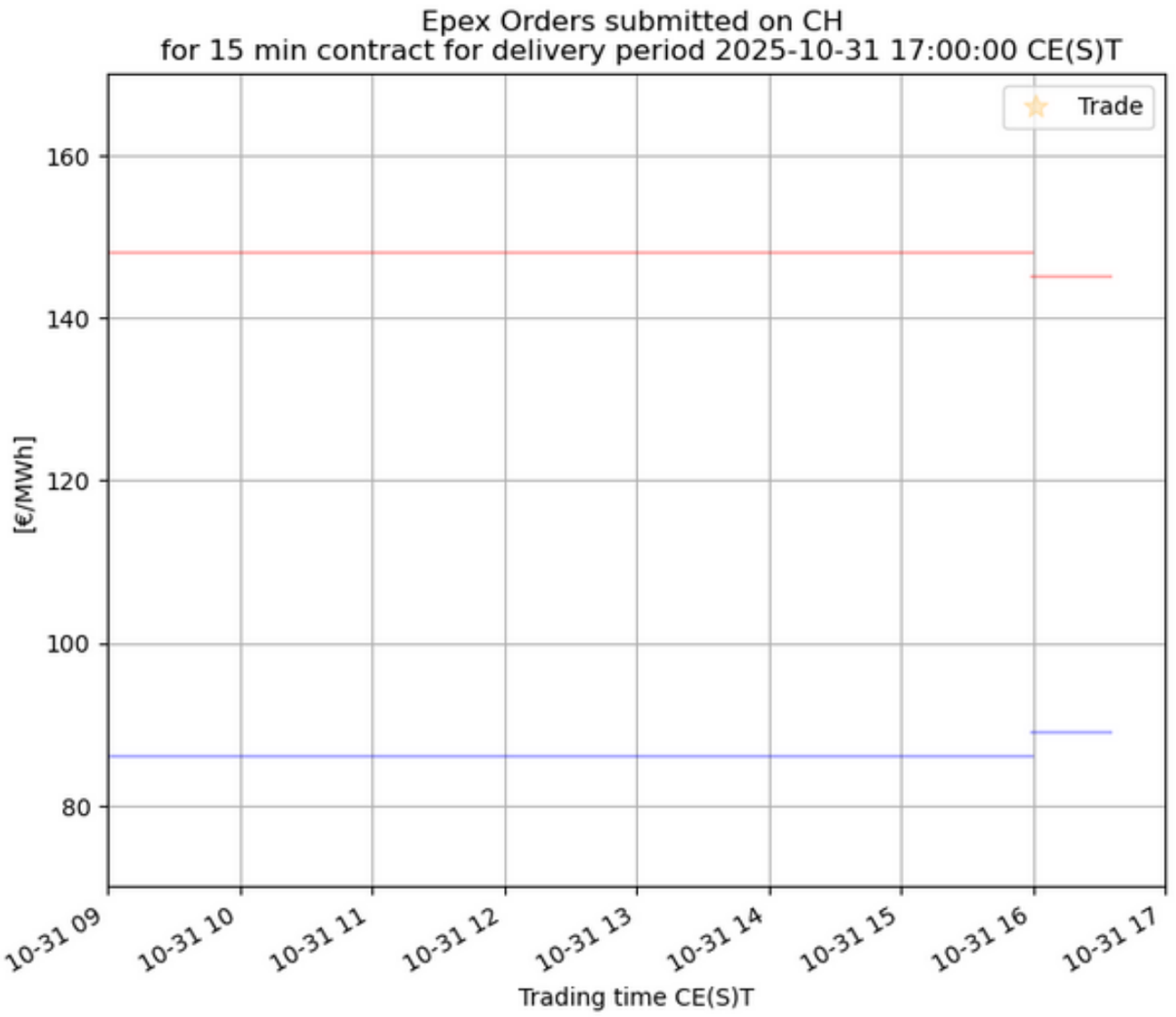


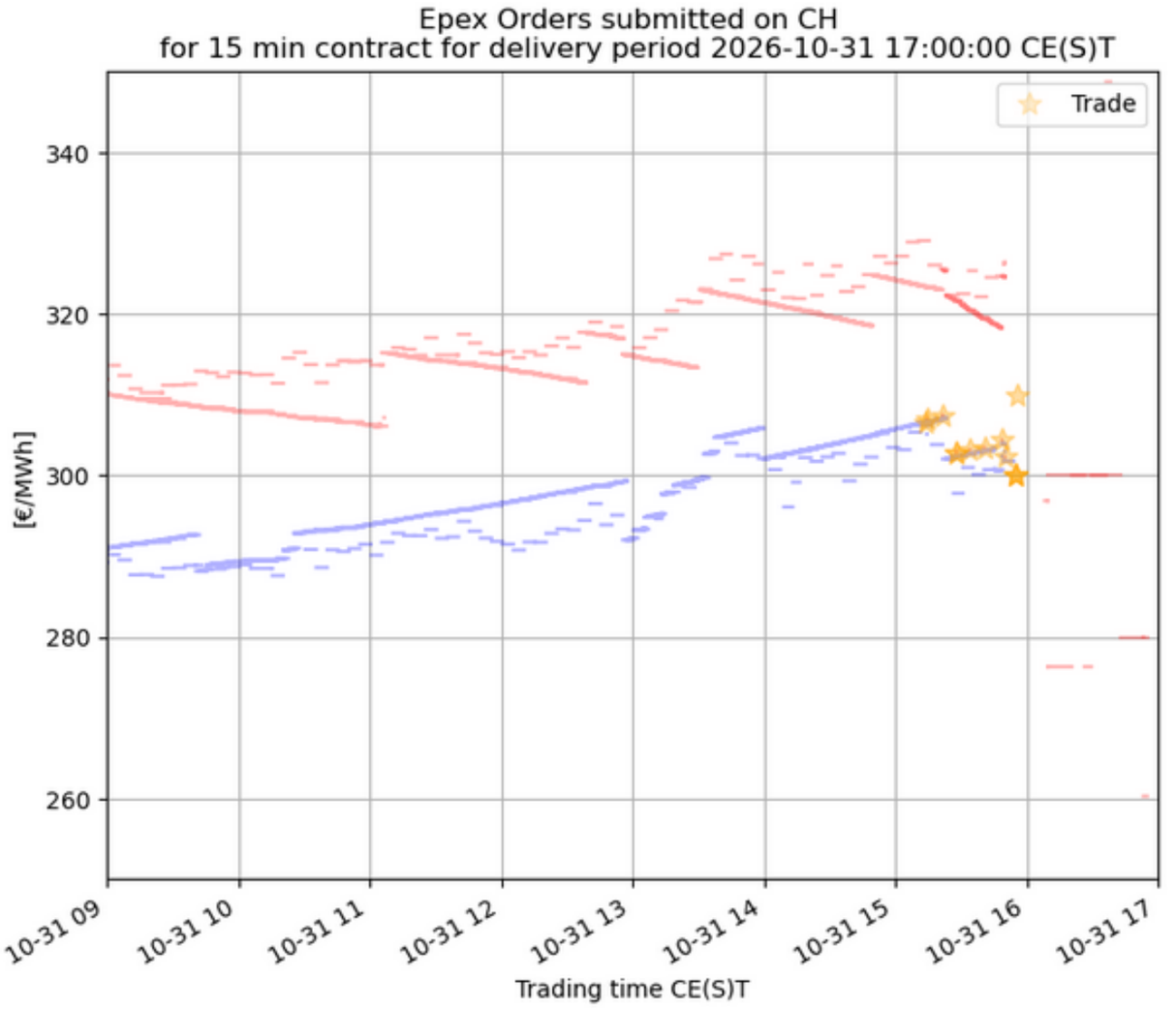

# IDC CH Monthly Median Bid-ask spreads – 60 min contracts

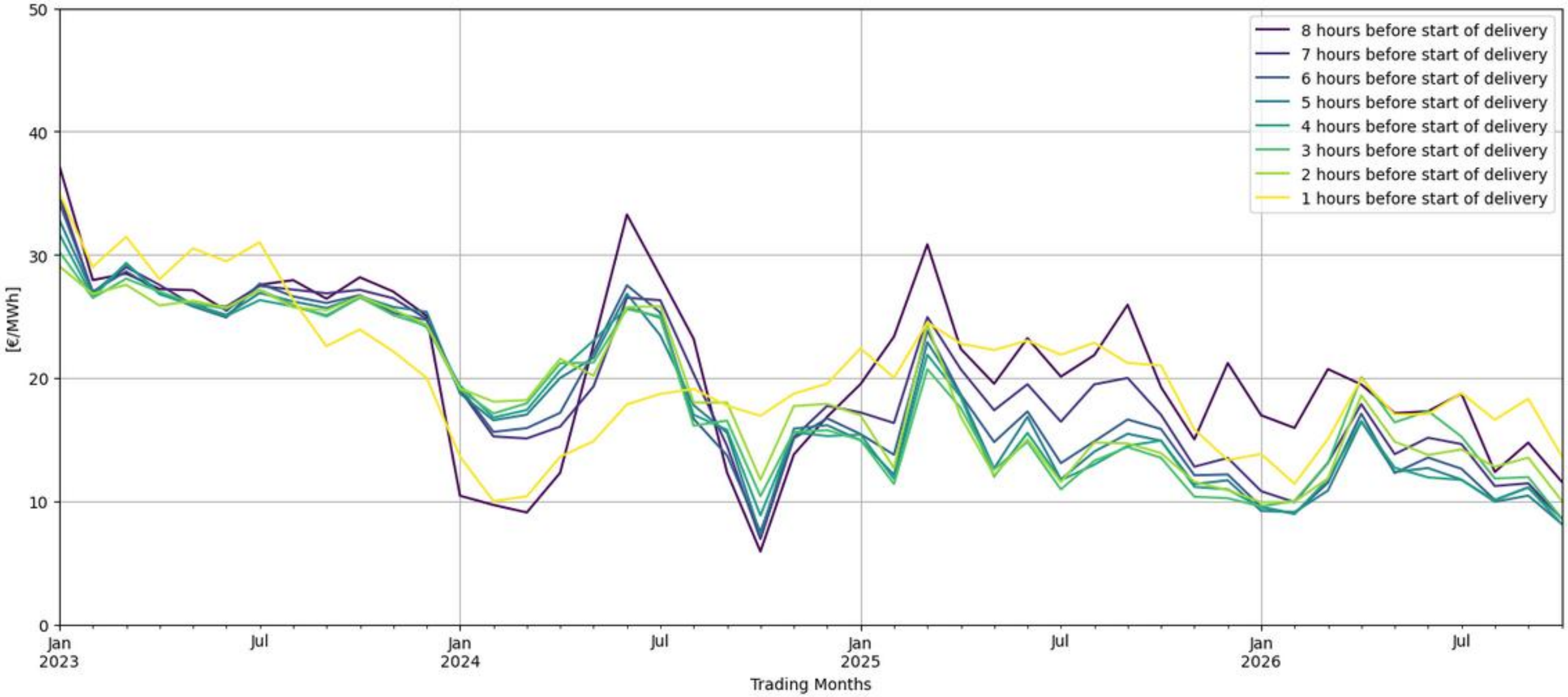

# First insights 15 MTU Introduction

02

# Market Clearing Price for CH DA Auction

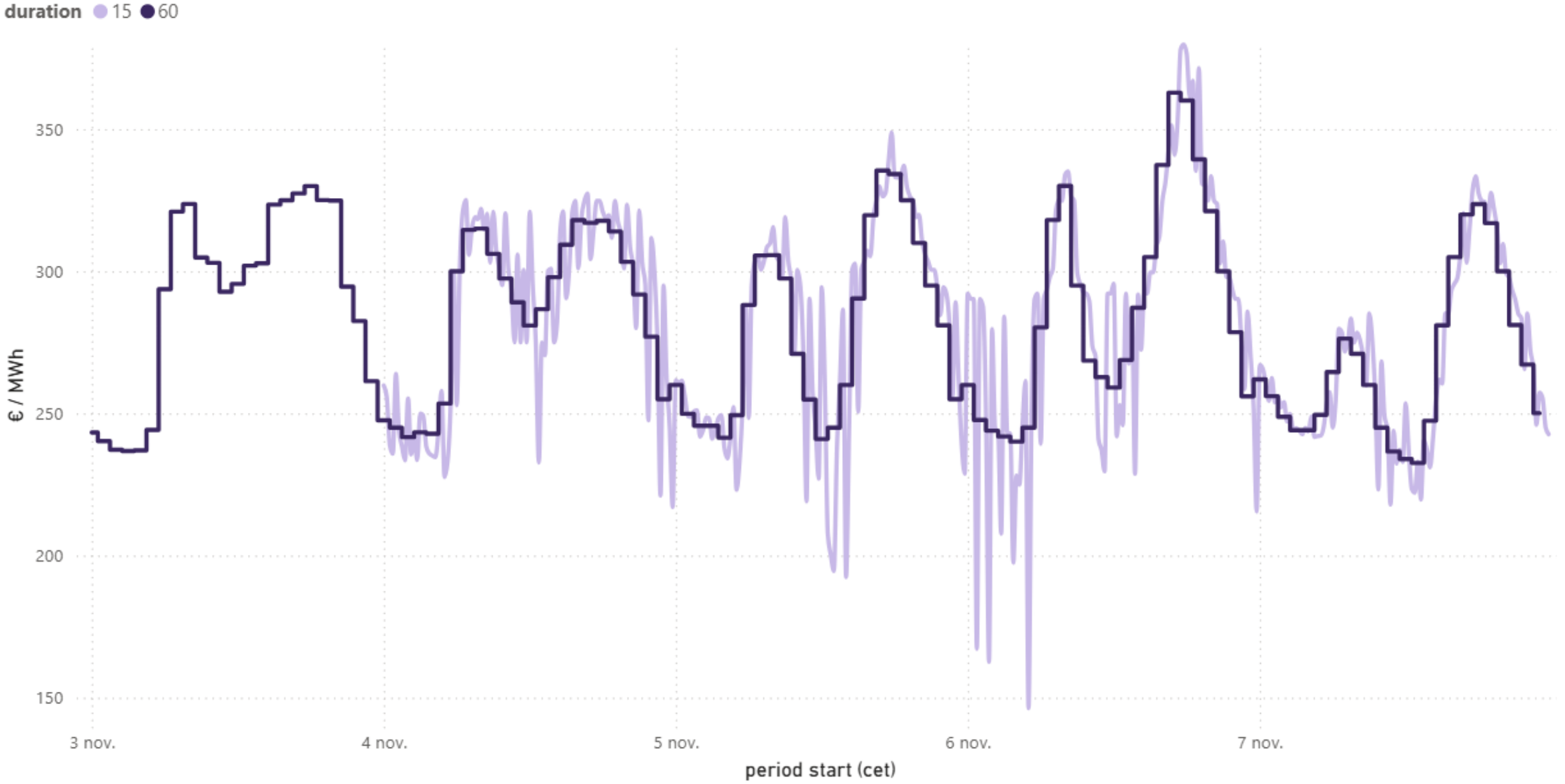


 ©EPEXSPOT 2025 - Confidential

epexspot

## Linear and Block Executed quantity for CH

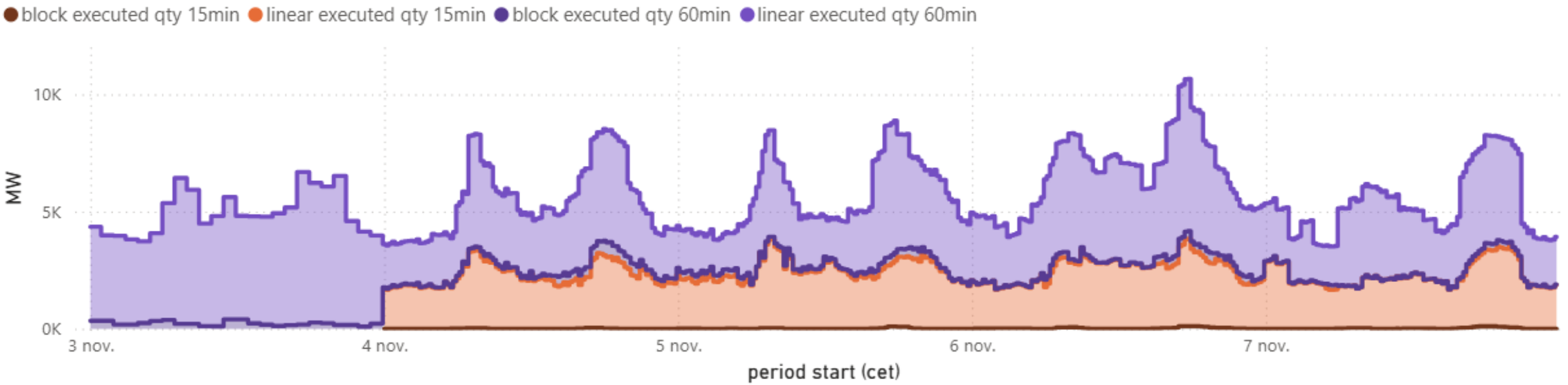


## Distribution of Linear and Block Executed quantity by duration for CH

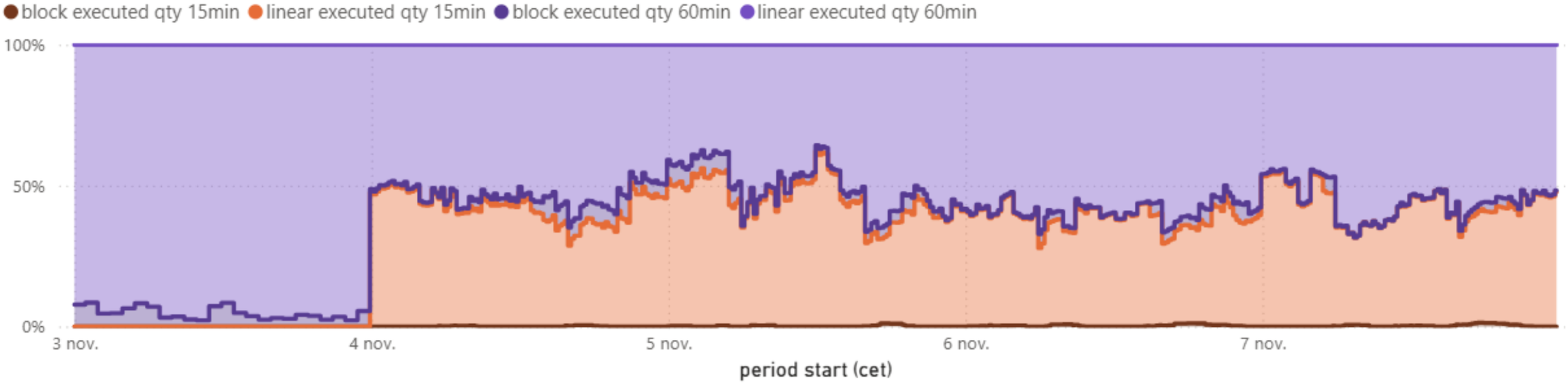


 ©EPEXSPOT 2025 - Confidential

## Distribution of the Number of Prices in Linear orders by duration for CH

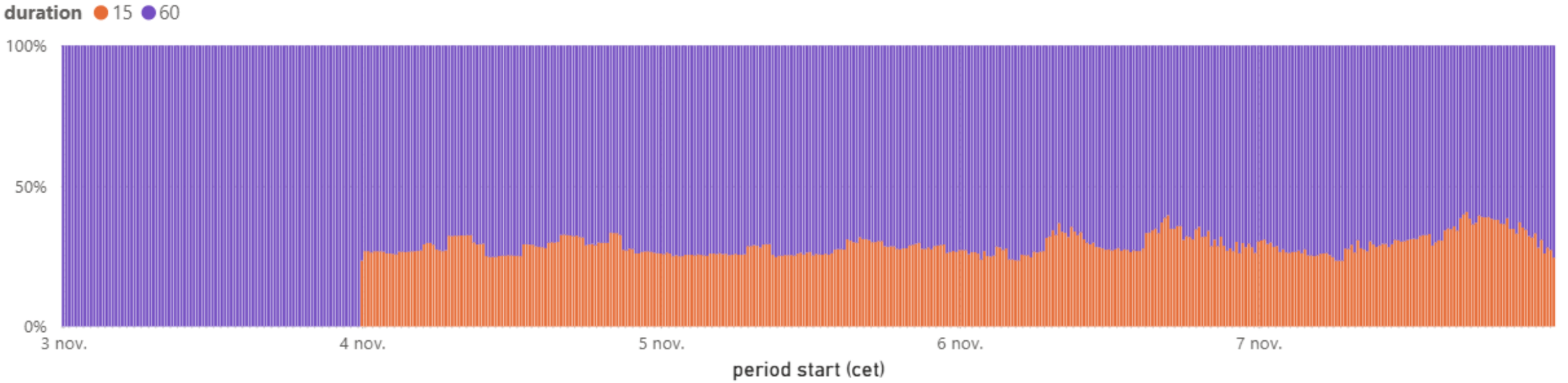


## Distribution of the Number of Prices in Linear orders by duration for CH

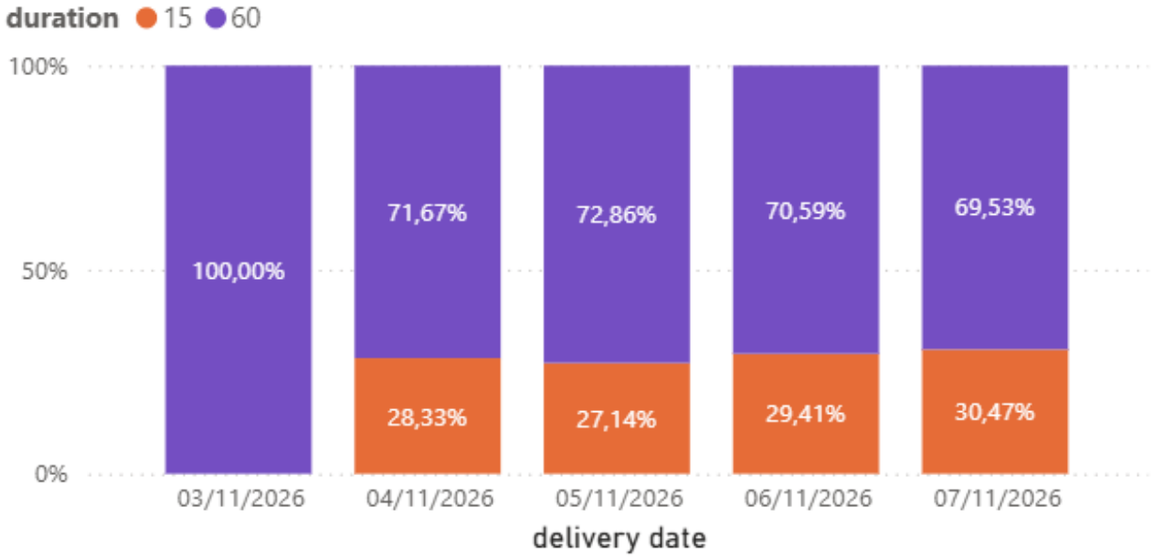


 ©EPEXSPOT 2025 - Confidential

## Linear order Submitted quantity for CH

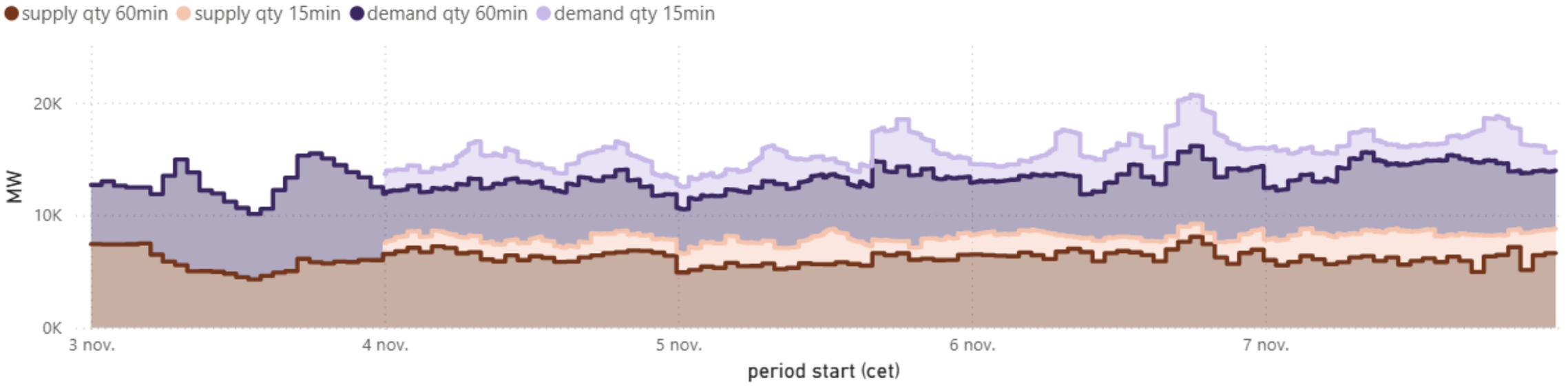


## Distribution of Linear order Submitted quantity by duration for CH

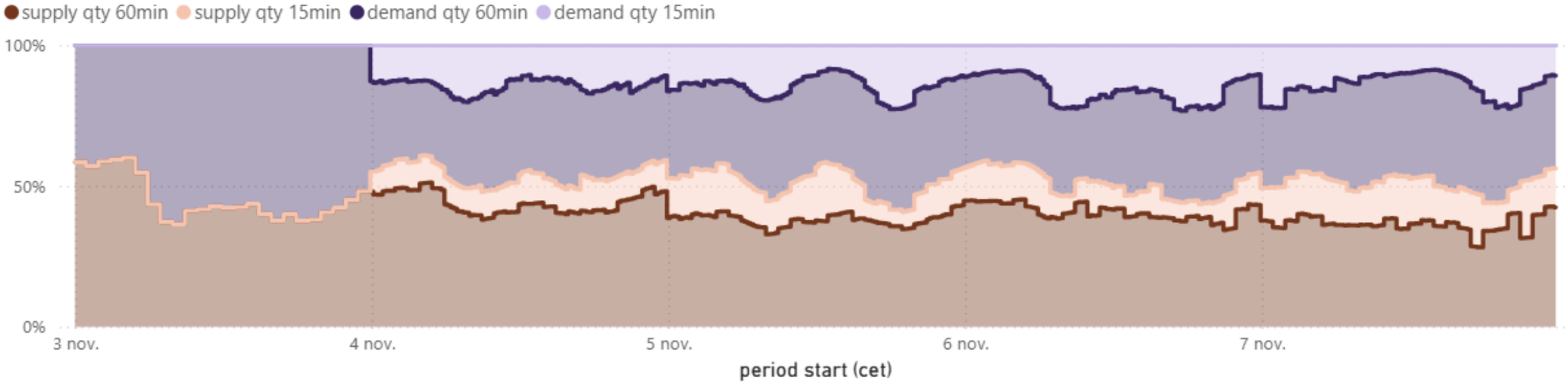


 ©EPEXSPOT 2025 - Confidential

# Market Clearing Price for CH IDA1 Auction

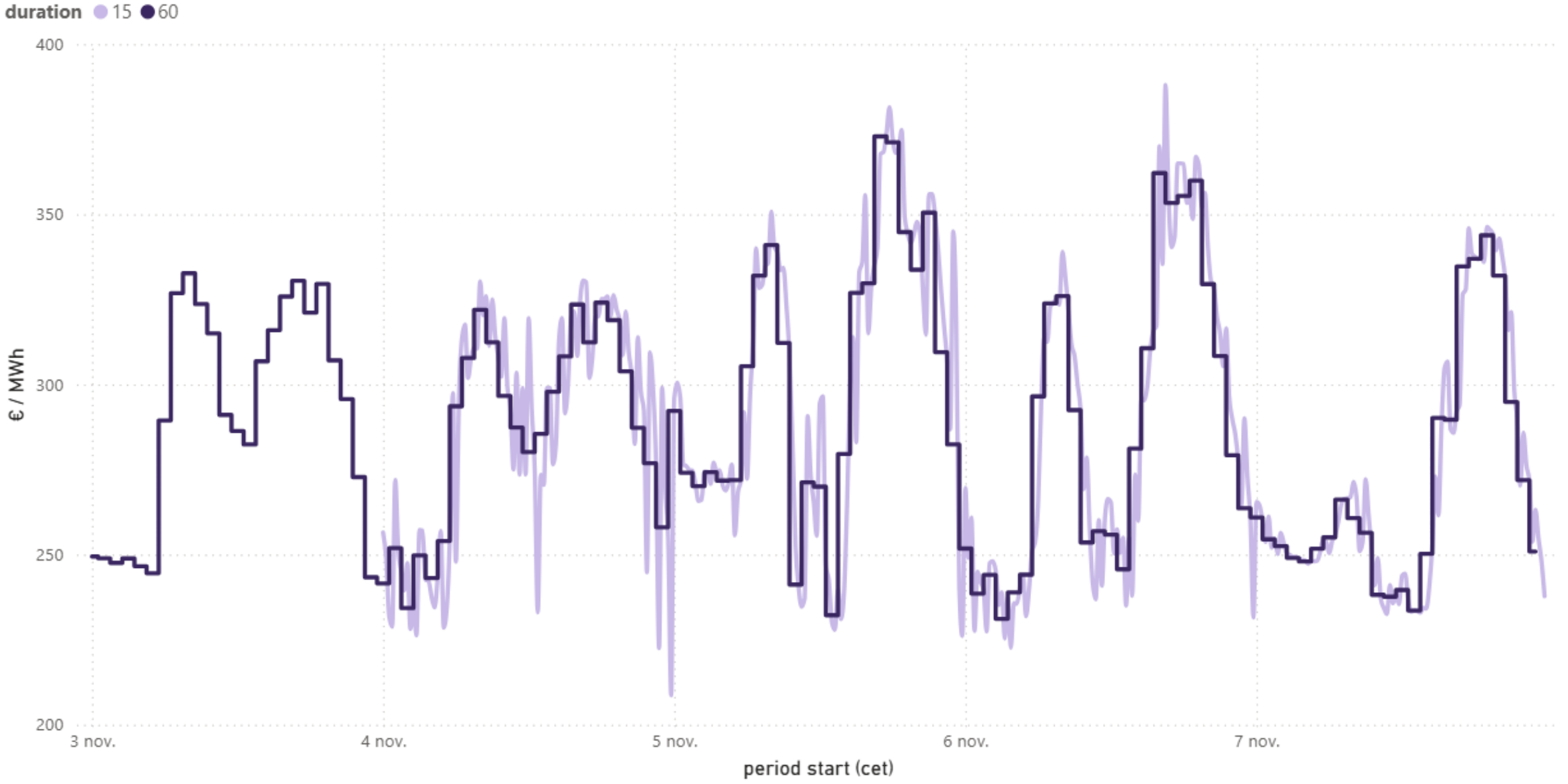


 ©EPEXSPOT 2025 - Confidential

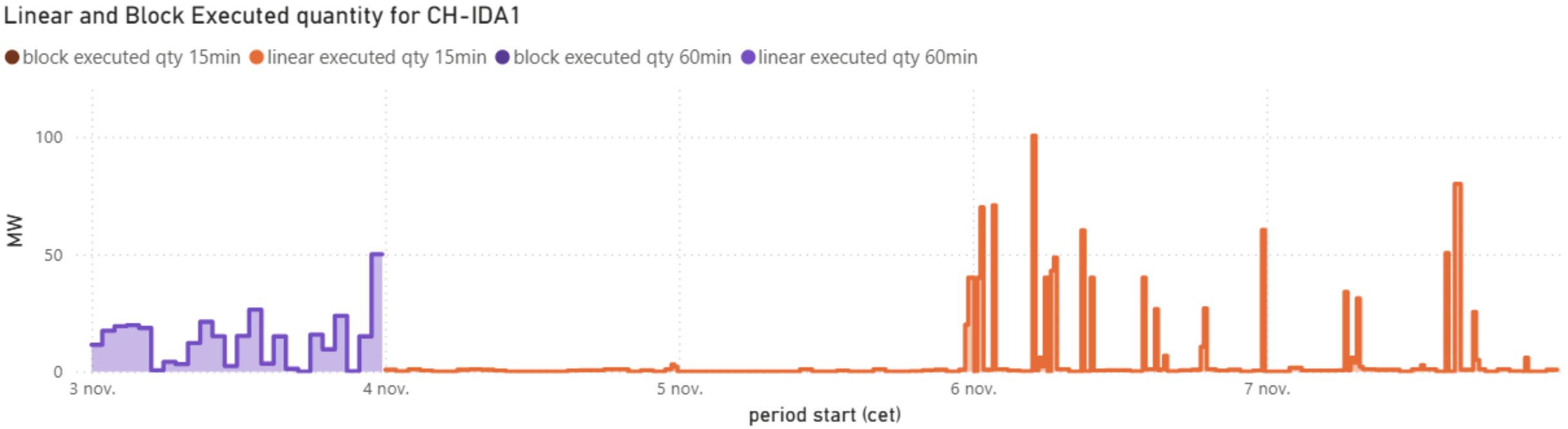


 ©EPEXSPOT 2025 - Confidential

# Unlocking Hidden Flexibility: Opportunities and actions in pooling, ramps and batteries

Dona Mountouri
Senior Specialist Market & Product Design

Jared Garrison
Principal Specialist Research & Digitalisation

swissgrid

# Pooling

# Processes and Pooling Painpoints

**Is there something important that is not listed?**

| | |
|---|---|
| Asset Registration | TE-Lists Version, Assignment of MP to LF and BG, Info only to SG and not to LF/BG/VNB |
| SDL Bidding | |
| SG Activation | |
| Changes RPS/PPS and Monitoring | Lower data Quality, Baselining not well defined for all technologies (P_ap) |
| Physical Delivery | |
| Physical rebound effects | Out of schedule energy recovery after an SDL activation (in PQ resolved, but needs to be stricter controlled)<br>BG not in knowledge of the activation counter activation when reacting to single imbalance price |
| Energy transfer SDV –SG, SG -BGV | DPS and INS (too early, too late), Possible mistakes in INS, cases with multiple suppliers |
| Product Delivery Verification | Low standardization on methodology and data quality |
| Accounting SG SDV, SG BGV | |
| Cost-spliting BG-LF | Possible mistakes in Cost allocation of BG to ist LFs due to wrong data in INS and little information |



swissgrid

# Registration of an assets (current Situation)

| Stadt | Messpunktbezeichnung | Name Zugehörige Bilanzgruppe | EIC Zugehörige Bilanzgruppe | Name Zugehörige Lieferant | EIC Zugehörige Lieferant | Name Verteilnetz | EIC Verteilnetz | Name Verteilnetzbetreiber | EIC Verteilnetzbetreiber |
|---|---|---|---|---|---|---|---|---|---|
| | Für Regelpooling | | | Für Regelpooling | Für Regelpooling | Für Regelpooling | Für Regelpooling | Für Regelpooling | Für Regelpooling |
| | CH1008701234500000 | Axpo Solutions AG | 12XEGL-H-------0 | Enbag AG | 12XEWBN-HANDEL-J | | | | |
| | CH1008701234510000 | Axpo Solutions AG | 12XEGL-H-------0 | Enbag AG | 12XEWBN-HANDEL-J | | | | |
| | CH1012001234500000 | Primeo Energie AG | 12X-0000000072-S | Aare Versorgungs AG (AVAG) | 12X-0000000009-Z | | | | |
| | CH1021401234510000 | Azienda Elettrica Ticinese | 12XAET-HANDEL--3 | Elektrizitätsversorgung Oberriet | 12X-0000001179-X | | | | |
| | CH1005401234500000 | Primeo Energie AG | 12X-0000000072-S | SWL ENERGIE AG | 12X-0000000768-G | | | | |
| | CH1011701234500000 | Axpo Solutions AG | 12XEGL-H-------0 | Elektrizitätsversorgung Oberriet | 12X-0000001179-X | | | | |
| | CH1016101234500000 | Axpo Solutions AG | 12XEGL-H-------0 | Elektrizitätsversorgung Oberriet | 12X-0000001179-X | | | | |
| | CH1088401234500000 | Axpo Solutions AG | 12XEGL-H-------0 | Energie AG Sumiswald | 12X-0000000532-J | | | | |
| | CH1088601234500000 | Axpo Solutions AG | 12XEGL-H-------0 | Energie AG Sumiswald | 12X-0000000532-J | | | | |
| | CH1088401234500000 | Axpo Solutions AG | 12XEGL-H-------0 | Energie AG Sumiswald | 12X-0000000532-J | | | | |
| | CH1088401234500000 | Axpo Solutions AG | 12XEGL-H-------0 | Energie AG Sumiswald | 12X-0000000532-J | | | | |
| | CH1088401234500000 | Axpo Solutions AG | 12XEGL-H-------0 | Dorfkorporation Schwarzenbach | 12X-0000000068-E | | | | |
| | CH100870123450VMP | Axpo Solutions AG | 12XEGL-H-------0 | GroupeE | 12Y-0000000654-N | | | | |
| | CH1008701234500000 | Axpo Solutions AG | 12XEGL-H-------0 | GroupeE | 12Y-0000000654-N | | | | |
| | CH1088601234500000 | Axpo Solutions AG | 12XEGL-H-------0 | GroupeE | 12Y-0000000654-N | | | | |
| | CH1088401234500000 | Axpo Solutions AG | 12XEGL-H-------0 | GroupeE | 12Y-0000000654-N | | | | |
| | CH10859012345LZA- | BKW AG | 12XBKW-HANDEL--X | BKW Energie AG | 12XSDL-BKW-FLF-X | | | | |
| | CH10859012345LZA- | BKW AG | 12XBKW-HANDEL--X | BKW Energie AG | 12XSDL-BKW-FLF-X | | | | |
| | CH10859012345LZA-9 | BKW AG | 12XBKW-HANDEL--X | BKW Energie AG | 12XSDL-BKW-FLF-X | | | | |
| | CH10859012345LZA-I11 | BKW AG | 12XBKW-HANDEL--X | BKW Energie AG | 12XSDL-BKW-FLF-X | | | | |
| | CH10859012345LZA-H08 | BKW AG | 12XBKW-HANDEL--X | BKW Energie AG | 12XSDL-BKW-FLF-X | | | | |

Possible errors identified by swissgrid
Possible errors registered by SDV

Disclaimer: the BG – LF combinations are fictitious and are only used as a demonstrative example



swissgrid

# Digitalization of the registration and asset database

- Swissgrid is currently transferring the **TE lists to a database** that SDVs can also view and edit.
- Some mistakes or possible errors can be already automatically identified in the registration process.
- **SDVs remain responsible for maintaining these data**.

**The new database could create new possibilities to increase data quality and quality of pooling processes:**

- Could enable balance groups to verify supplier assignments. (The technical specifications for database access are being developed.)
- Could also enable suppliers or balancing groups to verify the assignment of metering points.
- Could enable balance groups or suppliers to disregard those metering points from active balancing or forecasts and to monitor rebound effects better.

For all the above further clarification is required, for example regarding Swissgrid's role, supplier access, and feasibility. No final decision on implementation has been made yet.

# Possible future process

**Would you be willing and are you able to engage and live such a process?**
**Do you believe the suppliers should have an active role?**

- BG Axpo Solutions AG is granted access to specific view of the database.
- BG Axpo Solutions AG can view all Suppliers and metering points assigned to them and can mark errors.

| Messpunktbezeichnung | Name Zugehörige Bilanzgruppe | EIC Zugehörige Bilanzgruppe | Name Zugehörige Lieferant | EIC Zugehörige Lieferant |
|---|---|---|---|---|
| CH1008701234500000 | Axpo Solutions AG | 12XEGL-H-------0 | Enbag AG | 12XEWBN-HANDEL-J |
| CH1008701234510000 | Axpo Solutions AG | 12XEGL-H-------0 | Enbag AG | 12XEWBN-HANDEL-J |
| CH1011701234500000 | Axpo Solutions AG | 12XEGL-H-------0 | Elektrizitätsversorgung Oberriet | 12X-0000001179-X |
| CH1016101234500000 | Axpo Solutions AG | 12XEGL-H-------0 | Elektrizitätsversorgung Oberriet | 12X-0000001179-X |
| CH1088401234500000 | Axpo Solutions AG | 12XEGL-H-------0 | Energie AG Sumiswald | 12X-0000000532-J |
| CH1088601234500000 | Axpo Solutions AG | 12XEGL-H-------0 | Energie AG Sumiswald | 12X-0000000532-J |
| CH1088401234500000 | Axpo Solutions AG | 12XEGL-H-------0 | Energie AG Sumiswald | 12X-0000000532-J |
| CH1088401234500000 | Axpo Solutions AG | 12XEGL-H-------0 | Energie AG Sumiswald | 12X-0000000532-J |
| CH1088401234500000 | Axpo Solutions AG | 12XEGL-H-------0 | Dorfkorporation Schwarzenbach | 12X-0000000068-E |
| CH100870123450VMP | Axpo Solutions AG | 12XEGL-H-------0 | GroupeE | 12Y-0000000654-N |
| CH1008701234500000 | Axpo Solutions AG | 12XEGL-H-------0 | GroupeE | 12Y-0000000654-N |
| CH1088601234500000 | Axpo Solutions AG | 12XEGL-H-------0 | GroupeE | 12Y-0000000654-N |
| CH1088401234500000 | Axpo Solutions AG | 12XEGL-H-------0 | GroupeE | 12Y-0000000654-N |

- Errors are backtracked and SDV gets information / message to correct the data of the assets.

# Processes und Pooling Painpoints

**Do you support the above described actions as a solution to the problems?**
**Do you see further actions?**

| | | |
|---|---|---|
| Asset Registration | TE-Lists Version, Assignment of MP to LF and BG, Info only to SG and not to LF/BG/VNB | ❤ |
| SDL Bidding | | |
| SG Activation | | |
| Changes RPS/PPS and Monitoring | Lower data Quality, Baselining not well defined for all technologies (P_ap) | ♡ |
| Physical Delivery | | |
| Physical rebound effects | Out of schedule energy recovery after an SDL activation (in PQ resolved, but needs to be stricter controlled)<br>BG not in knowledge of the activation counter activation when reacting to single imbalance price | ❤ |
| Energy transfer SDV –SG, SG -BGV | DPS and INS (too early, too late), Possible mistakes in INS, cases with multiple suppliers | |
| Product Delivery Verification | Low standardisation on methodology and data quality | ♡ |
| Accounting SG SDV, SG BGV | | |
| Cost-spliting BG-LF | Possible mistakes in Cost allocation of BG to ist LFs due to wrong data in INS and little information | ❤ |



swissgrid

# Ramps

Swissgrid Ltd
Bleichemattstrasse 31
P.O. Box
5001 Aarau
Switzerland

swissgrid

# Deterministic frequency deviation

- What is it?

Deterministic frequency deviations (DFD) are predictable, dominantly market driven imbalances, that occur frequently, especially during the ramping periods (hour shift) in the morning and in the evening. They are usually placed around the change of the hour and the related peaks could reach more than 150 mHz. During the period of the frequency excursion, lasting usually 15-20 minutes, a large amount of primary reserve is activated.  (Quelle ENTSO-E)

- Why is this a problem?

A simultaneous large disturbance could result in a frequency deviation exceeding the design criterion of the primary reserve (calculated dynamic peak values are in best case 200 mHz, in worst case 800 mHz) with the risk of triggering an unpredictable sequence of events with unknown consequences for system security. (Quelle ENTSO-E)

- Typical solution:
  - **TSOs ask for unit ramps centered on schedule changing time (usually 10min)**
  - Consideration of Ramps in the settlement process
  - Shorter MTUs

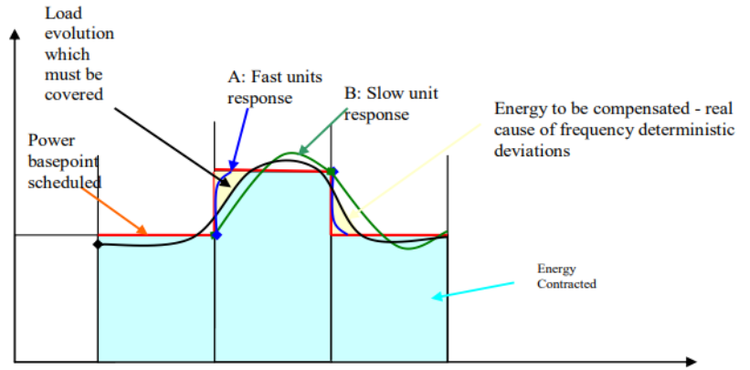


Fig. 3.3 a:  Unit behaviour in scheduled time frames. Source: Transelectrica



swissgrid

# Current regulatory situation

## Transmission Code CH:

**2.6. Requirements for PPOs, DSOs and BGMs regarding control of generation and final consumption in the event of a schedule change**

(1) Schedule changes must take place in a linear fashion over a period of ten minutes, beginning five minutes before the schedule change.

(2) To avoid unnecessary use of control power, the PPOs must adhere to the regulations described in paragraph (1) when implementing their production schedules.

(3) To prevent excessive load variations, the DSOs must stagger the planned connection and disconnection of end consumers in such a way as to produce, or balance, a roughly linear change in the final consumption within the time period specified in paragraph (1).

(4) Paragraphs (2) and (3) may be deviated from only if the resulting schedule change for the corresponding balance group follows the required ramp curve. This ensures that the behaviour of the balance responsible parties corresponds to the ramp curve required in paragraph (1).

## General BG Regulation:

### 7.2 Billing imbalance energy

Swissgrid calculates the imbalance data of the BGM's balance group for each 15-minute period, based on the schedule messages (FCNF) in the balance group system and the production and consumption aggregates provided by the distribution system operators. Technical details regarding the imbalance data are taken from the Technical Balance Group Regulations.

For imbalance energy billing, Swissgrid takes into account the ten-minute ramps upon changes to the schedule balance as prescribed by the Swiss Transmission Code and the Synchronous Area Framework Agreement for Regional Group Continental Europe, i.e. if a schedule change is planned, the corresponding variation in power output must take place in a linear fashion if possible over a period of five minutes before and up to five minutes after the schedule interval. Consequently, the imbalance energy balance can deviate from the value in the imbalance data. However, when calculating ramps, secondary control energy

## System Operations Guideline:

TSOs can define ramping restrictions for generation and load (Article 137), but this only applies to generators of category B,C or D (1MW or larger)



swissgrid

# Why is this a topic today?

- PV, Batteries and all low level resources reacting to market signals (DA,ID) without ramps or without clear regulation regarding the ramps.

Do you share this opinion?
Do you see this as a problem?
Do you intend to do something about it?
What do you think needs to be done /possible actions?

# Batteries

Swissgrid Ltd
Bleichemattstrasse 31
P.O. Box
5001 Aarau
Switzerland

swissgrid

# Integration of batteries on GL1 into the Swissgrid world

## Holistic approach to define necessary changes



## 3 main pillars

1. Adjustments to existing processes
2. New requirements / products
3. Regulatory / contract modifications

## How can batteries benefit the system

- Grid frequency control and stability
- Voltage control and reactive power supply
- Congestion relief and peak shaving
- Grid reconstruction
- Support integration of RES and the energy transition

### Grid-following vs Grid-forming

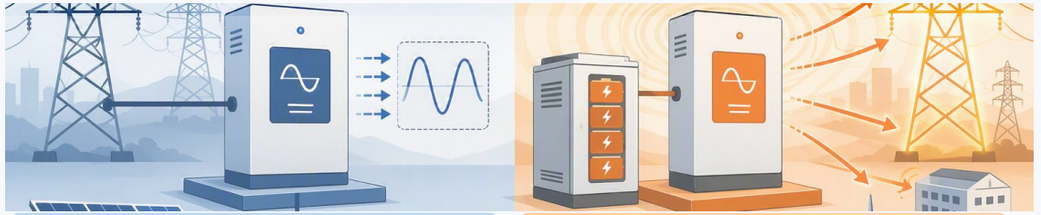

**Grid-following**

**Adapting**

Follows the system voltage and frequency

**Grid-forming**

**Stabilizing**

Resists changes to voltage and frequency



swissgrid

# The use of batteries in several processes relevant to BGs are being reviewed

**Relevant processes for BGs**

- SDL prequalification
- SDL procurement and activation
- Schedule management
- Congestion management
- Monitoring & Data

**Discussion questions**

- Do you have any other Swissgrid processes in mind that batteries will play a role in?
- What issues do you see or what problems have you already faced?
- What wishes do you have regarding these processes and other battery-related topics?
- How do you see the possibilities and your role?

# Beat the optimizer: Evolution of mFRR activation in the Swissgrid control room

Katja Möhring
Project Manager

Jens Hettler
Head of Team System Operations Balancing & Scheduling

swissgrid

# What's your balancing profile?

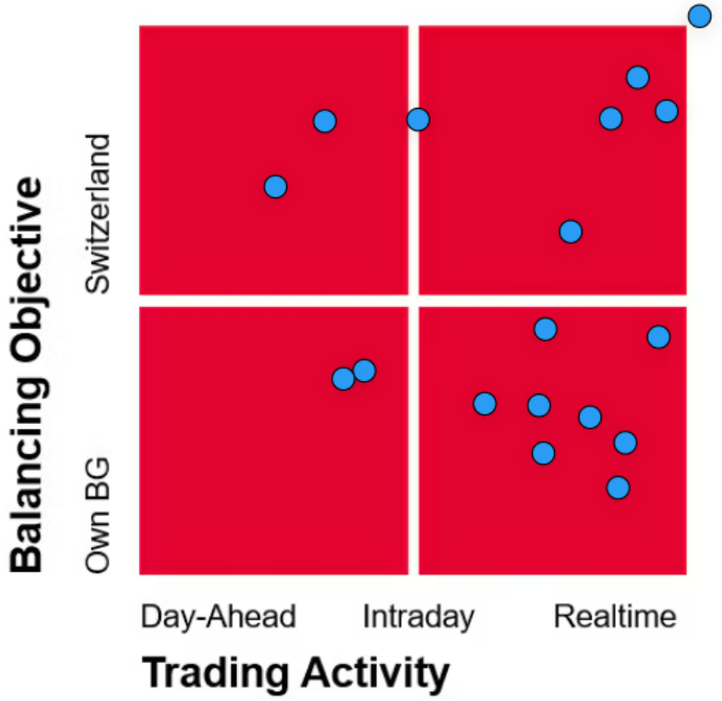


menti.com

3912 4547

18 of 23 responded



swissgrid

1 Beat the Optimizer Game

2 Evolution of System Operations

3 One Year of AEP Work

4 Challenges of the Future



swissgrid

# Beat the Optimizer

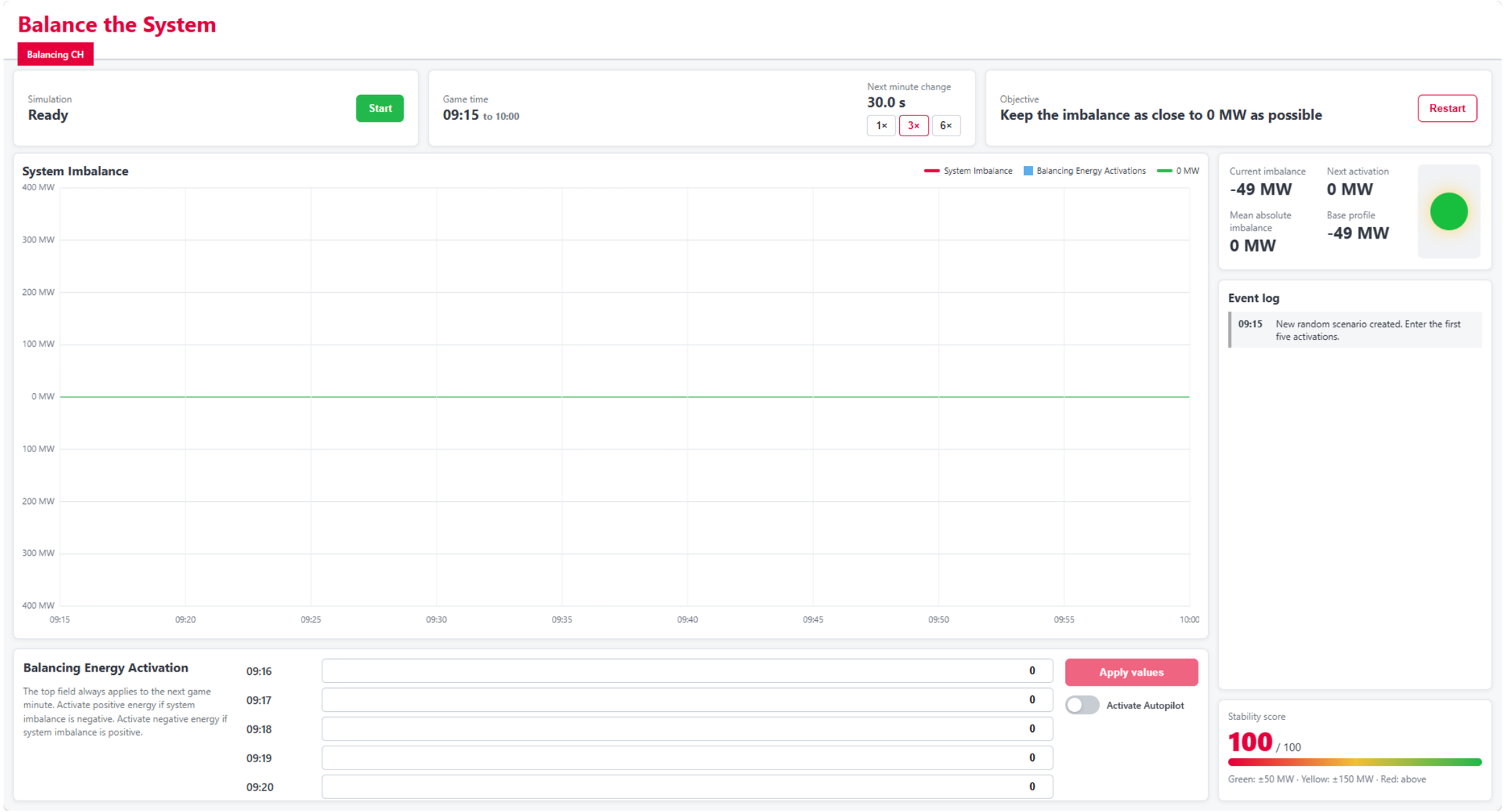




swissgrid

# Beat the Optimizer






swissgrid

1 Beat the Optimizer Game

2 Evolution of System Operations

3 One Year of AEP Work

4 Challenges of the Future



swissgrid

# From manual work to a fully automated AI Solution

swissgrid

## 1 Manual process – a challenging daily task

Every 15 minutes, the dispatcher analyses the situation, decides on a value and activates balancing energy.




## 2 A decision-support tool is introduced

A back-office team develops a tool that calculates a recommended value every 15 minutes.




## 3 Early usage – low trust

At the beginning, the recommendations are often inaccurate and must be copied manually into another tool.




## 4 Continuous improvement – but unnoticed

The back-office team keeps improving the tool. The quality of the recommendations increases significantly.




## 5 Hidden potential

Analyses show a high cost savings potential if the recommendations had been consistently used.




## 6 Tension and escalation

Pressure on the dispatchers increases to follow the tool's recommendations. Trust is low and the front between back-office and dispatchers is hardened.




**Little trust. Little appreciation. Maximum tension.**

## 7 A temporary compromise

A dedicated person is added to the control room to transfer and activate the recommended values.




The dispatchers see that the tool's recommendations have become much better. Trust is growing – and the financial savings are quickly visible.

## 8 Working together on the next step

Building on the shared success, the teams work together to fully automate the workflow.




**Our goal:**
The dispatcher monitors the process and only intervenes in case of an alert.

## 9 Fully automated AI solution

The tool now runs stably and autonomously. The dispatcher has more time for other important tasks and can work more focused, knowing that the tool does a good job.




## 10 Today – more value for tomorrow

The dispatcher sees the relief and efficiency gains and starts thinking about where a similar solution could be used next. He is motivated to learn more about the technology and drive further innovation himself.



# When you hear this story, what keywords come to mind?




menti.com

3912 4547

14 of 23 responded



swissgrid

# When you hear this story, what keywords come to mind?






swissgrid

1 Beat the Optimizer Game

2 Evolution of System Operations

3 One Year of AEP Work

4 Challenges of the Future



swissgrid

# Lookback: Expectations a year ago

**Problem**:

Imbalance smaller, Optimizer overshoots

**Solution**:

Fine-tuned Model





Yes, but there is more



swissgrid

# We implemented more than this

1. **Fine-tuned Model**: focused on most recent TSI performance
2. **Meta-Learner:** Selecting the best model based on past performance

Presented last year

3. **Conservative Activations:** reduce activations to avoid overshooting
4. **Faster Models:** integrate latest data

Presented this year

5. **Probabilistic Optimization:** integrates risk in Activation decision
6. **Open Positions integration**: catching big positions and changes

New & in Progress



swissgrid

# We continuously increase performance

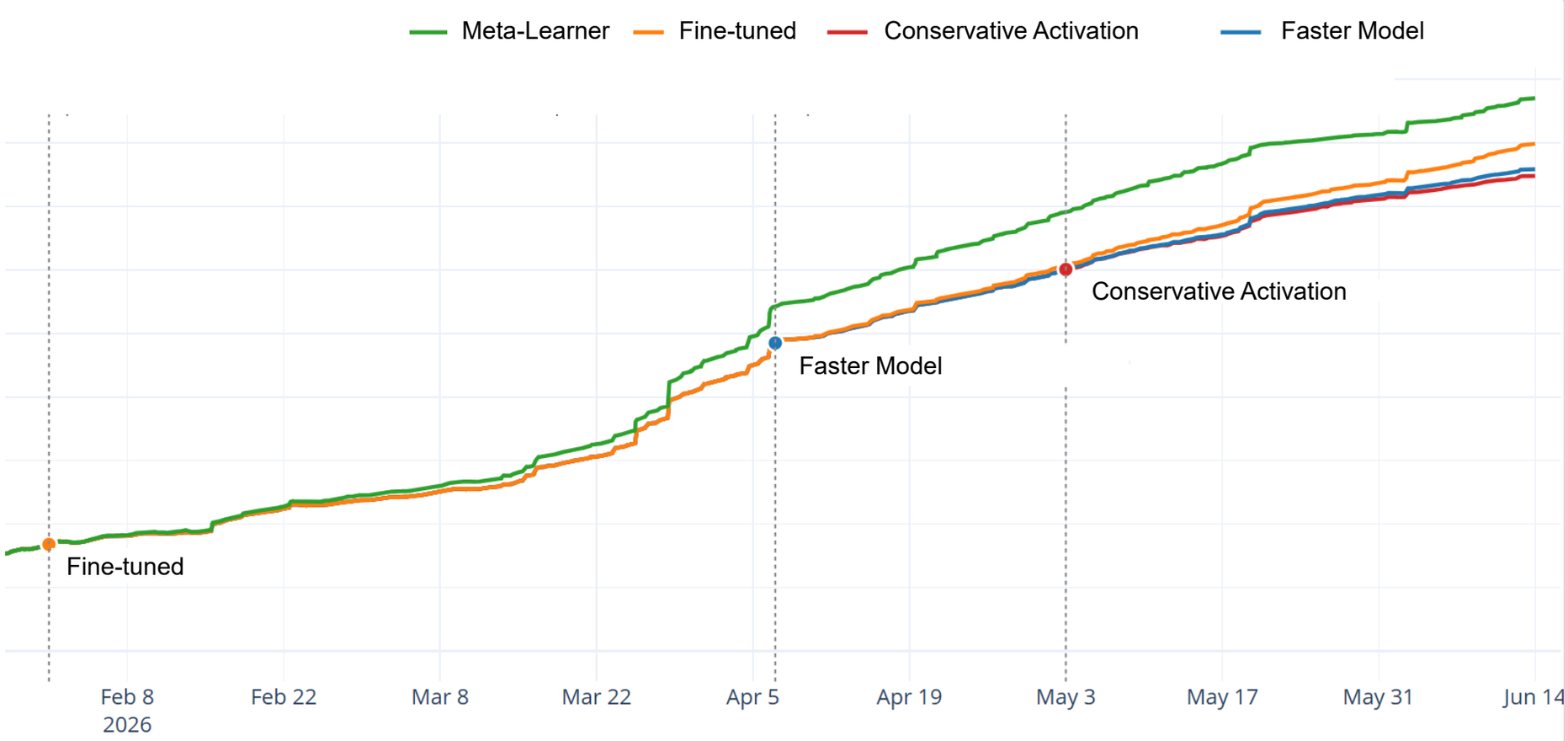


- The main benefits have been achieved
- We will continue to invest into model improvement, paying off long term
- Individual events rather than general slope gain in significance

# What would you like to learn about the Optimizer?

model for forecast

errors that led to hcosts

details

details on models used

extreme case management






swissgrid

# What is the Optimizer missing?

me neither

costly errors transparenc

dont know






swissgrid

1 Beat the Optimizer Game

2 Evolution of System Operations

3 One Year of AEP Work

4 Challenges of the Future



swissgrid

# A possible future scenario






swissgrid

# A possible future scenario






swissgrid

# Challenges in scaling this technology for System Operations






swissgrid

# The solar balancing act: Mastering PV forecasting and curtailment challenges

Raphael Wu
Principal Specialist Market Strategy

Quirin Egli
Specialist Balance Group & Sched. Services

swissgrid

# Recent developments

## Spring 2026

SDAC -600 EUR/MWh

Publication of White Paper PV

Iberian Blackout final report

SFOE report on control energy need

Dynamic minimum remuneration in 2027

## Summer 2026

Initial presentation at BG expert meeting

Bilateral exchanges with BRPs on PV forecasting, controllability and ramps

## Today

Discussion and validation of challenges and priorities



swissgrid

# Forecasting

## BRP feedback

- Significant improvement over the last years
- Sunny days are easy to forecast
- Real-time proxy with reference plants works well
- Remaining improvement potential on forecast updating (also intraday) is mainly with smaller suppliers, who are picking it up slowly

## Discussion questions

- Do you have different experiences regarding PV forecasting?
- How useful would you rate a nationwide network of several hundred PV plants with published measurement data, aimed at varying uses (with/without self-consumption, with/without EMS that may curtail), orientations & geographical distribution?

## PV Whitepaper: Recommendations on «Data»

**@SFOE/Pronovo:**

- Timely and high-quality publication of master data, including balance group allocation
- Establishment of a nationwide network of photovoltaic plants in Switzerland, with their actual production made publicly available to improve forecasts
- Investigation of the possibility of adding real-time data to the Data Hub in the future

## PV plant geographical distribution

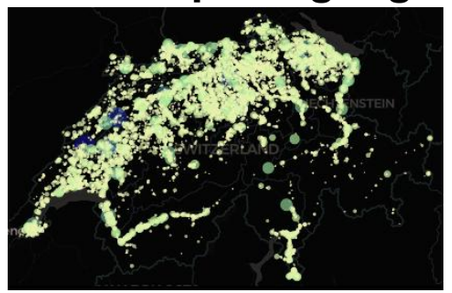


>= 100 kW

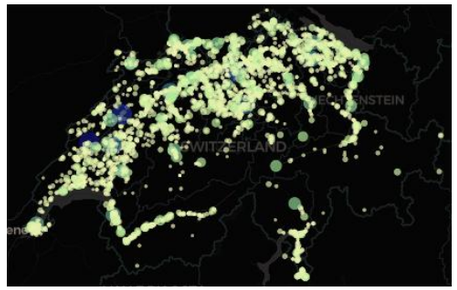


>= 300 kW

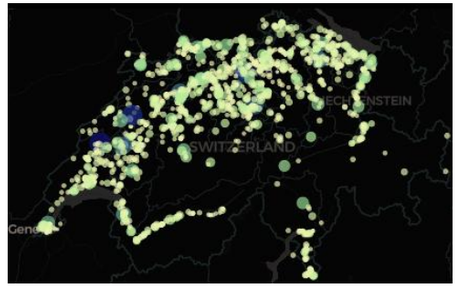


>= 500 kW

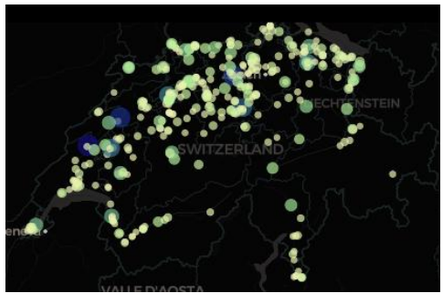


>=1000 kW



swissgrid

## Mentimeter Question

# Do you have different experiences regarding PV forecasting?

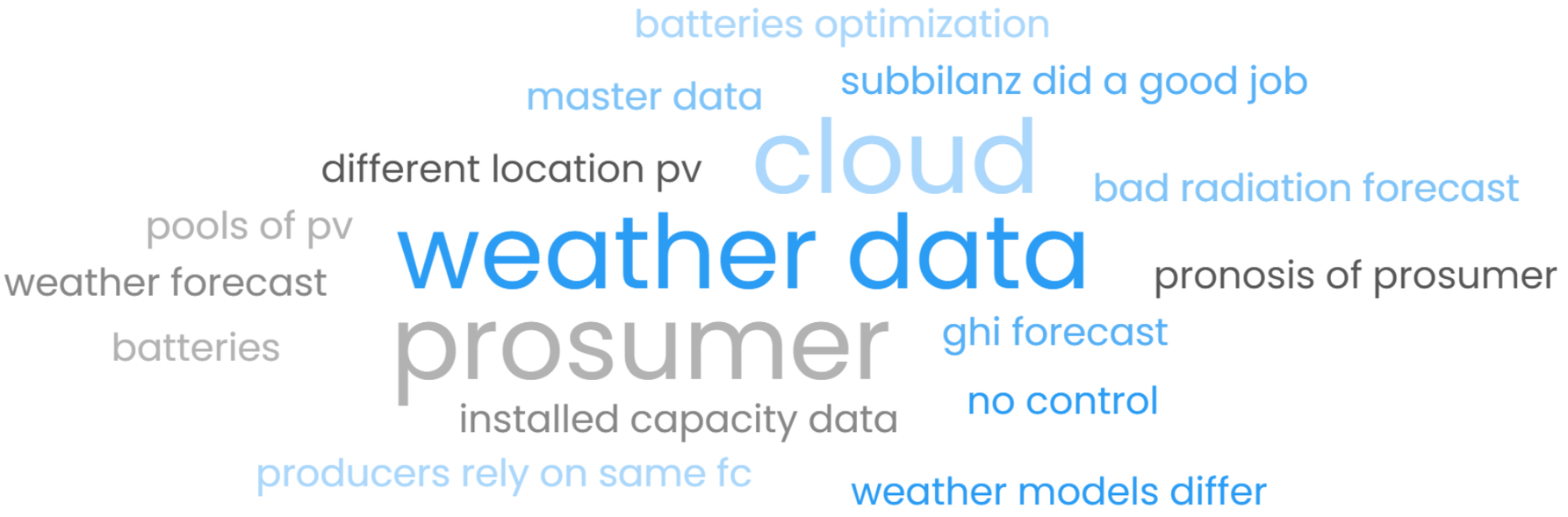




swissgrid

# Mentimeter Question

How useful would you rate a nationwide network of several hundred PV plants with published measurement data, aimed at varying uses (with/without self-consumption, with/without EMS that may curtail), orientations & geographical distribution?






swissgrid

# Voluntary downward flexibility

## BRP feedback

- Controllability & accessing flexibility:
  - Direct control in own portfolio: Larger plants
  - Based on aggregators, OEMs or EMS provider clouds/APIs: Smaller plants
  - Use of DSO control: Technically feasible, but regulatory issue since there is no Smart-Meter-Gateway (like in Germany)
- Business case:
  - Difficult even with value stacking (spot market, ancillary services, imbalance price)
  - Smaller plants still better via aggregators
  - Business case might be improved with third party aggregation (pooling) in the energy market
- Dynamic minimum remuneration: Assumption that PV+BESS systems have an EMS that could react. Retrofitting EMS for small installations not lucrative

## Discussion questions

- Do you have a different experience on controllability, business case and dynamic minimum remuneration?
- How do you expect this to continue in the next few years?
- How beneficial would a common interface with DSOs be?



swissgrid

## Mentimeter Question

# Do you have a different experience on controllability, business case and dynamic minimum remuneration?






swissgrid

## Mentimeter Question

# How do you expect this to continue in the next few years?

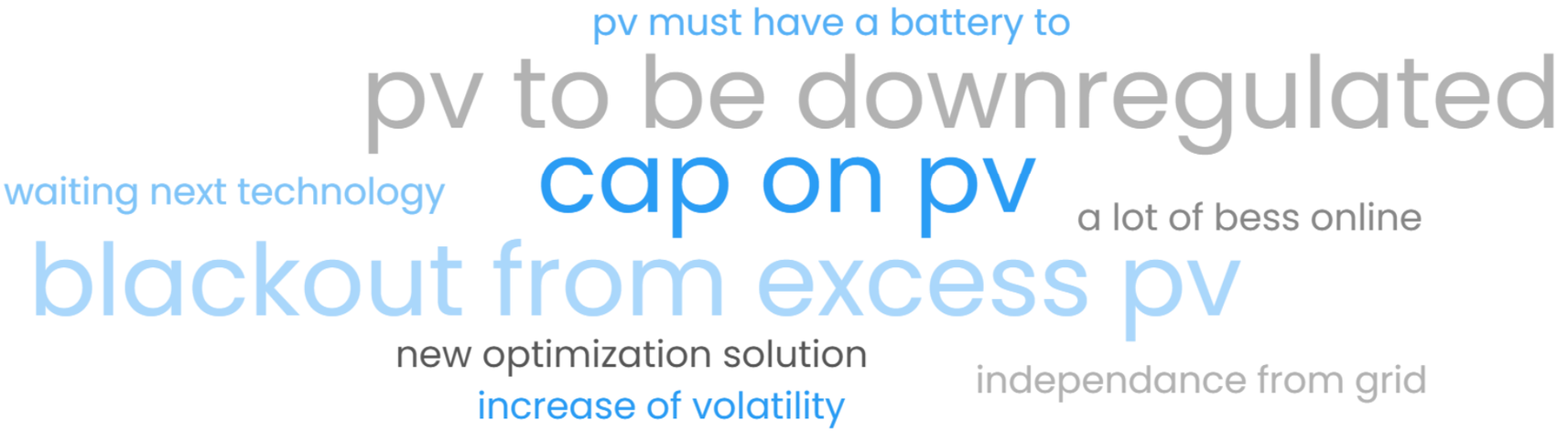




swissgrid

## Mentimeter Question

How beneficial would a common interface with DSOs be?






swissgrid

# Complementary measures to PV downward flex

## BRP feedback: Decisive factors

- Spot markets day-ahead & intraday CH
- Cross-border trading & electricity agreement
- Batteries
- Developments & prices in other countries

## Discussion questions

- What are the most important factors in your view?
- Do you have concerns regarding these factors?

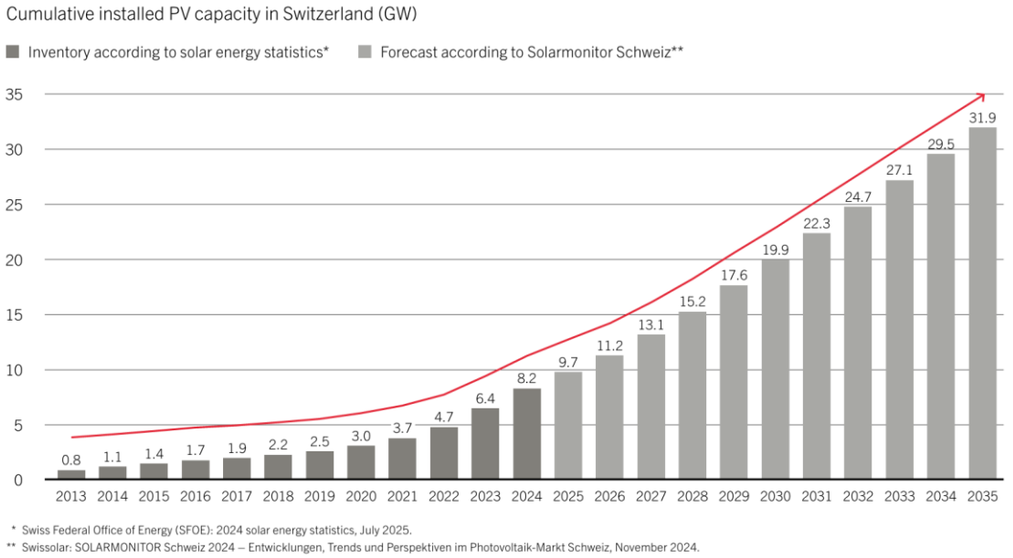


* Swiss Federal Office of Energy (SFOE): 2024 solar energy statistics, July 2025.
** Swissolar: SOLARMONITOR Schweiz 2024 – Entwicklungen, Trends und Perspektiven im Photovoltaik-Markt Schweiz, November 2024.

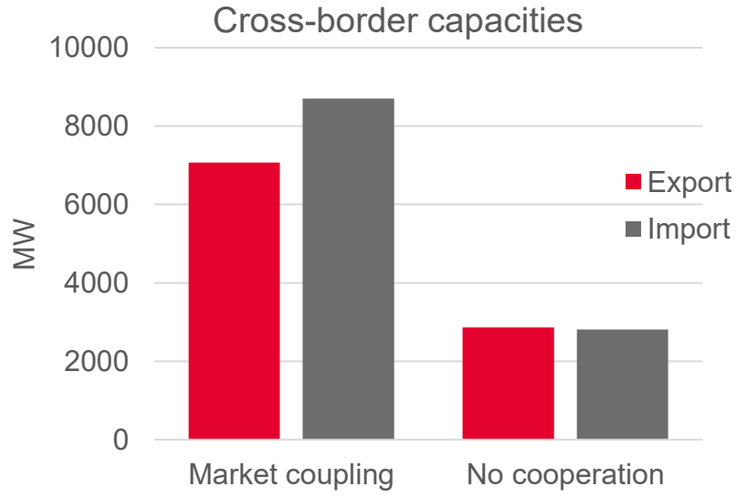


Data: Ecoplan Study 2025 / Visualisation: Swissgrid

## Mentimeter Question

# What are the most important factors in your view?






swissgrid

## Mentimeter Question

Do you have concerns regarding these factors?

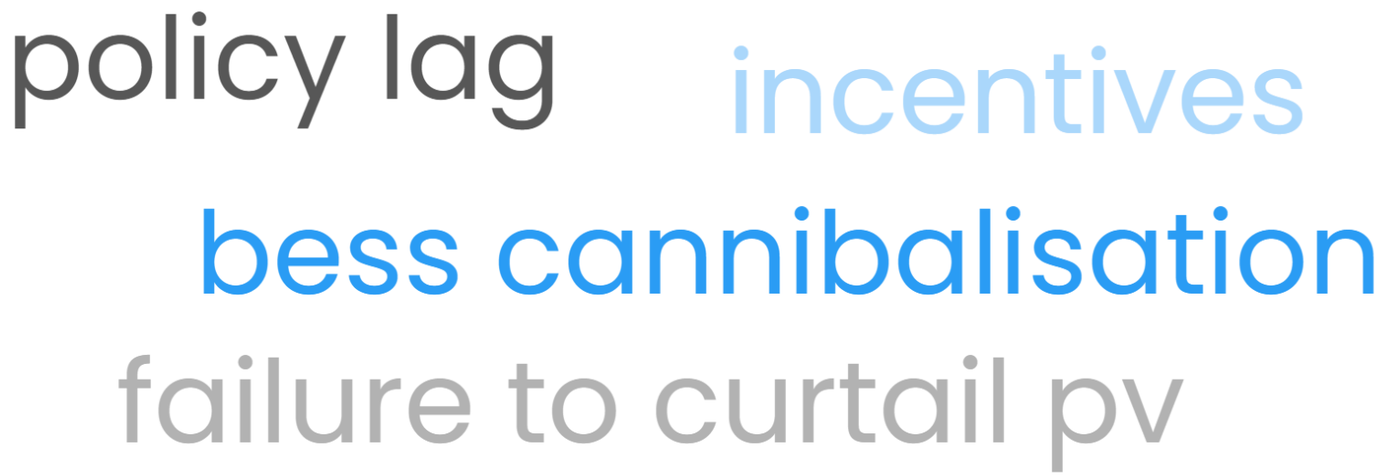




swissgrid

# Downward flexibility – recent developments at VSE

## Challenges

- PV plants are controllable for DSOs in emergencies with binary contacts acording to NA/EEA
  - <30kW: Curtailable to 0%
  - 30-100kW: Curtailable to 0, 30, 60%
  - >100kW: Curtailable in 10% increments
- Many DSOs do not plan dynamic emergency control, especially not for small PV (NL 7)
- In limited downward flex situations larger PV plants are expected to reduce their power already
- Grid restoration may be a use case for DSOs & TSO, but for downward flex in normal operation, BRPs are a key player and driver




## New paper on control of flexible resources in the distribution grid

- Suggests analysing need, effort & benefits of standardising the interface between flex user & flex owner



swissgrid

# Next steps

- Ongoing survey among BRPs with metering points
- Feedback is welcome for future studies

# PV4Balancing and Market Design 2.0

Dona Mountouri
Senior Specialist Market & Product Design

swissgrid

# Current mix of prequalified resources for ancillary services in Switzerland

## Prequalified resources power:

- Significant prequalified power capacity
- Predominantly relying on a single technology: hydropower, including run-of-river, pumped storage, and reservoir power plants
- Introduction of batteries into the market underway

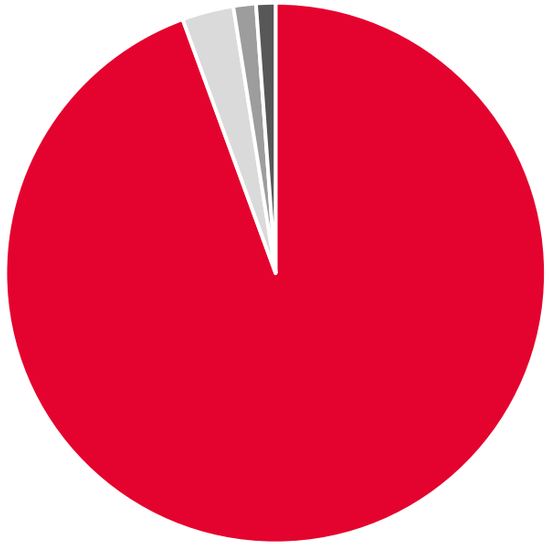

- **Hydropower (Pump Storage + Reservoirs)**
- **Hydropower (Run of River)**
- **Batteries**
- **Other**

## Energy Mix in Switzerland:

- Most of the energy still comes from hydro and nuclear
- PV installation are rising fast

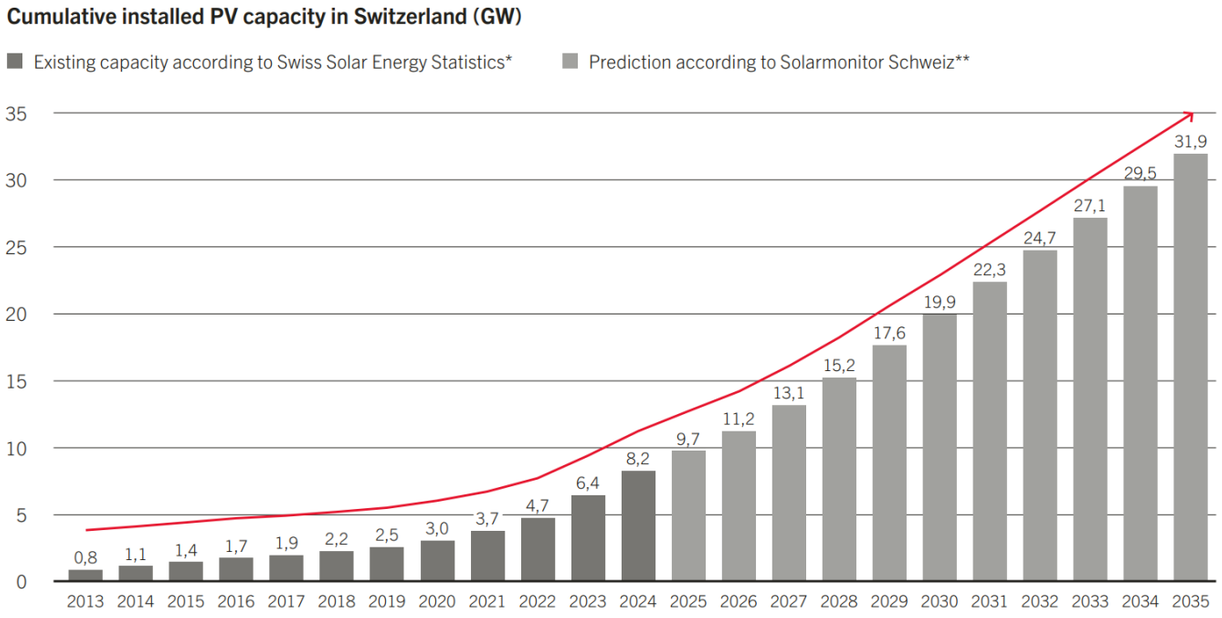




swissgrid

# Energy transition and impact on the hourly generation mix and downward liquidity

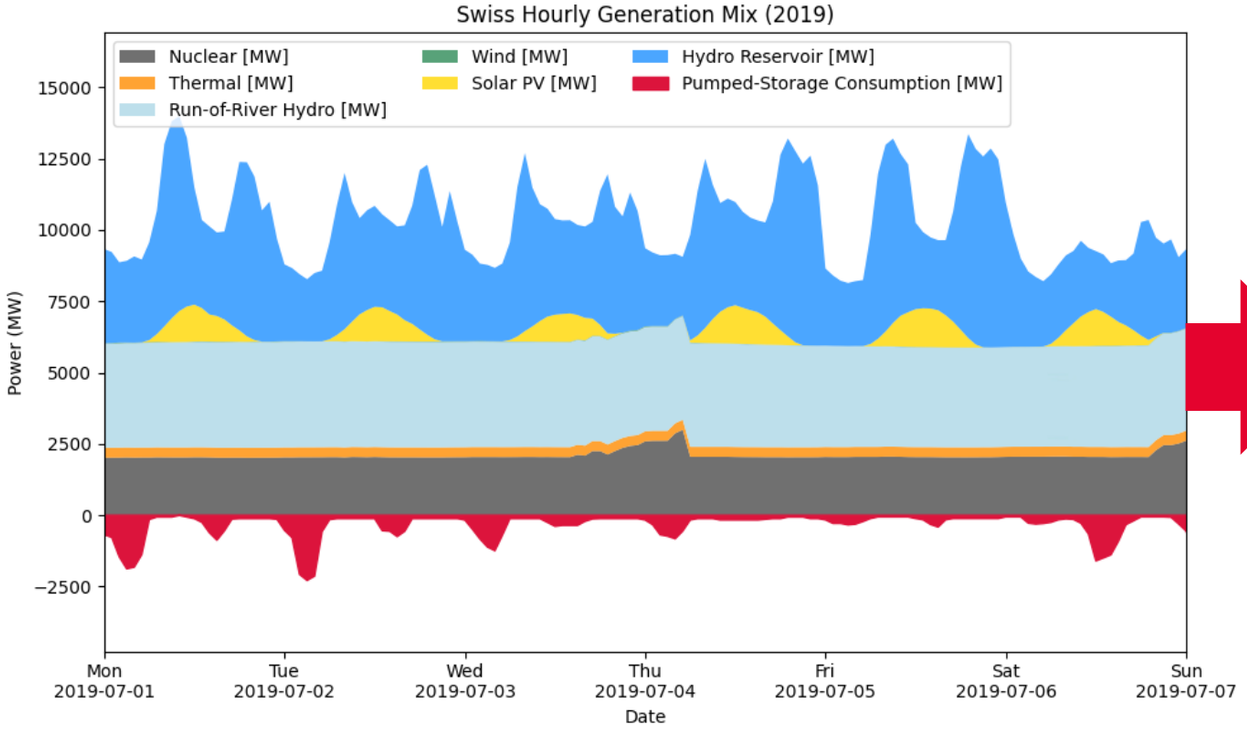


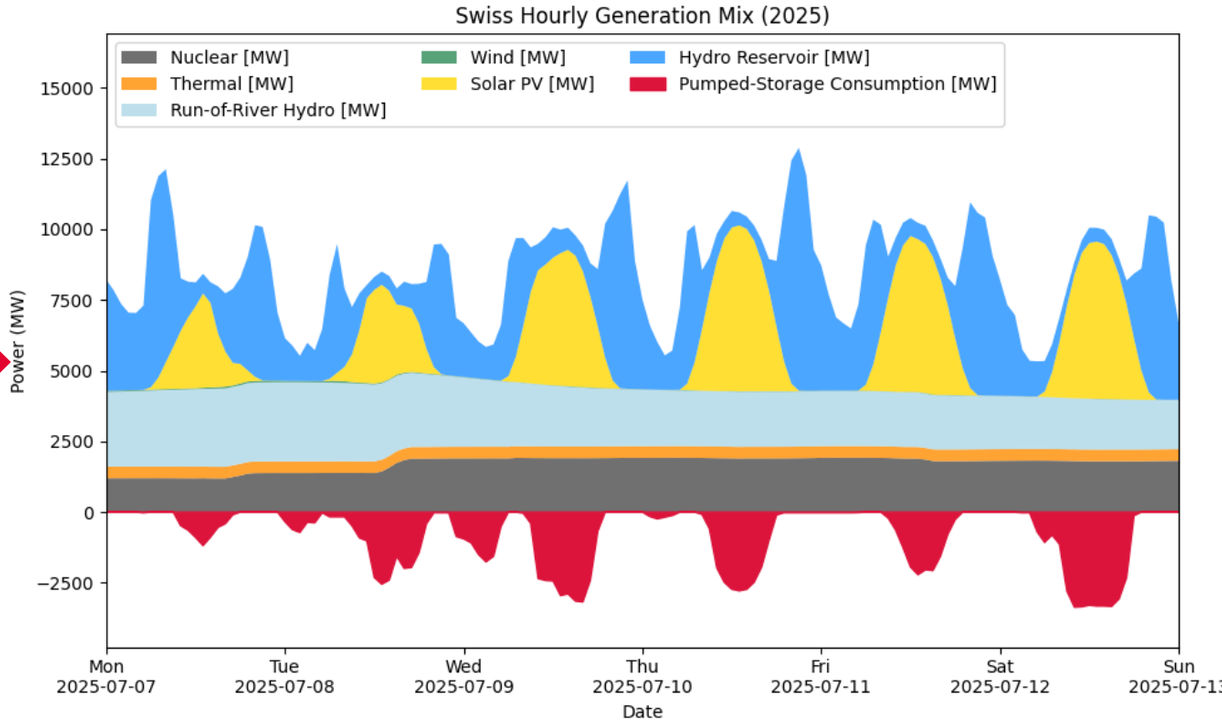


**What happens at 40 GW PV ?**



swissgrid

# Cost evolution for downward regulation

- The lack of downward regulation significantly affects the total system cost for both SRE and TRE downward regulation.
- Until 2022, both SRE- and TRE- where both offered with positive prices (BSPs pays to lower its production).
- This trend has reversed, with 2024 being the most challenging year in terms of cost of downward regulation.
- Although the situation is improving, the overall indication remains that downward regulation is offered at negative prices (BSP is paid to reduce its production) both SRE- and TRE-.

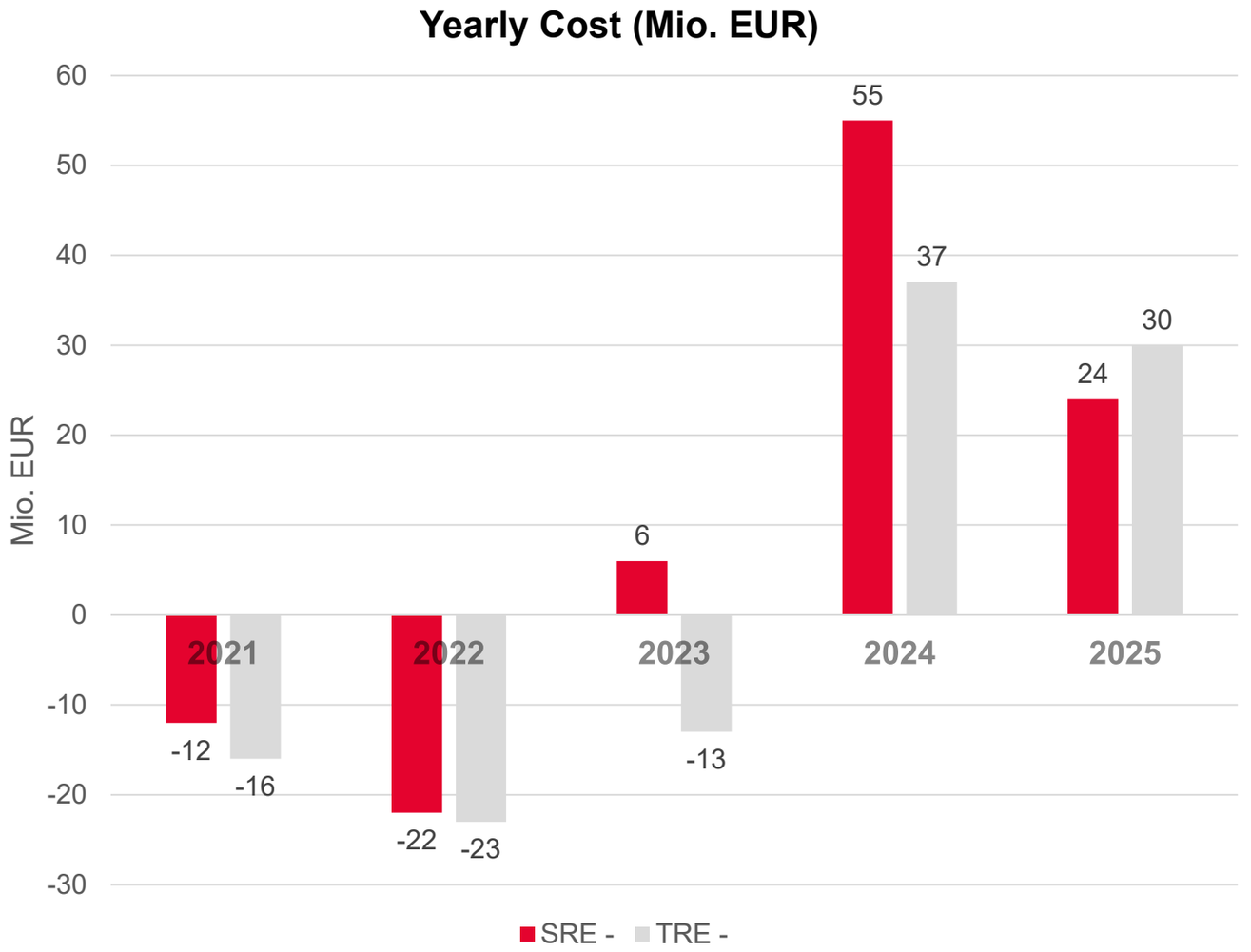




swissgrid

# Ancillary services price evolution

The chart compares the average price for a 200 MW TRE-activation in March 2024, 2025, and 2026.

- In **March 2024**, prices are stable and positive as downward regulation is available. Slightly negative prices are visible on midday weekends.
- In **March 2025**, the picture begins to change. Negative prices start appearing in the midday window, also during the week.
- In **March 2026**, prices in that same midday window are now reaching -400 to -900 EUR/MWh, consistently across the entire month. Severe on weekdays, dramatically worse on weekends.

The explanation: PV growth is displacing hydro during midday hours.

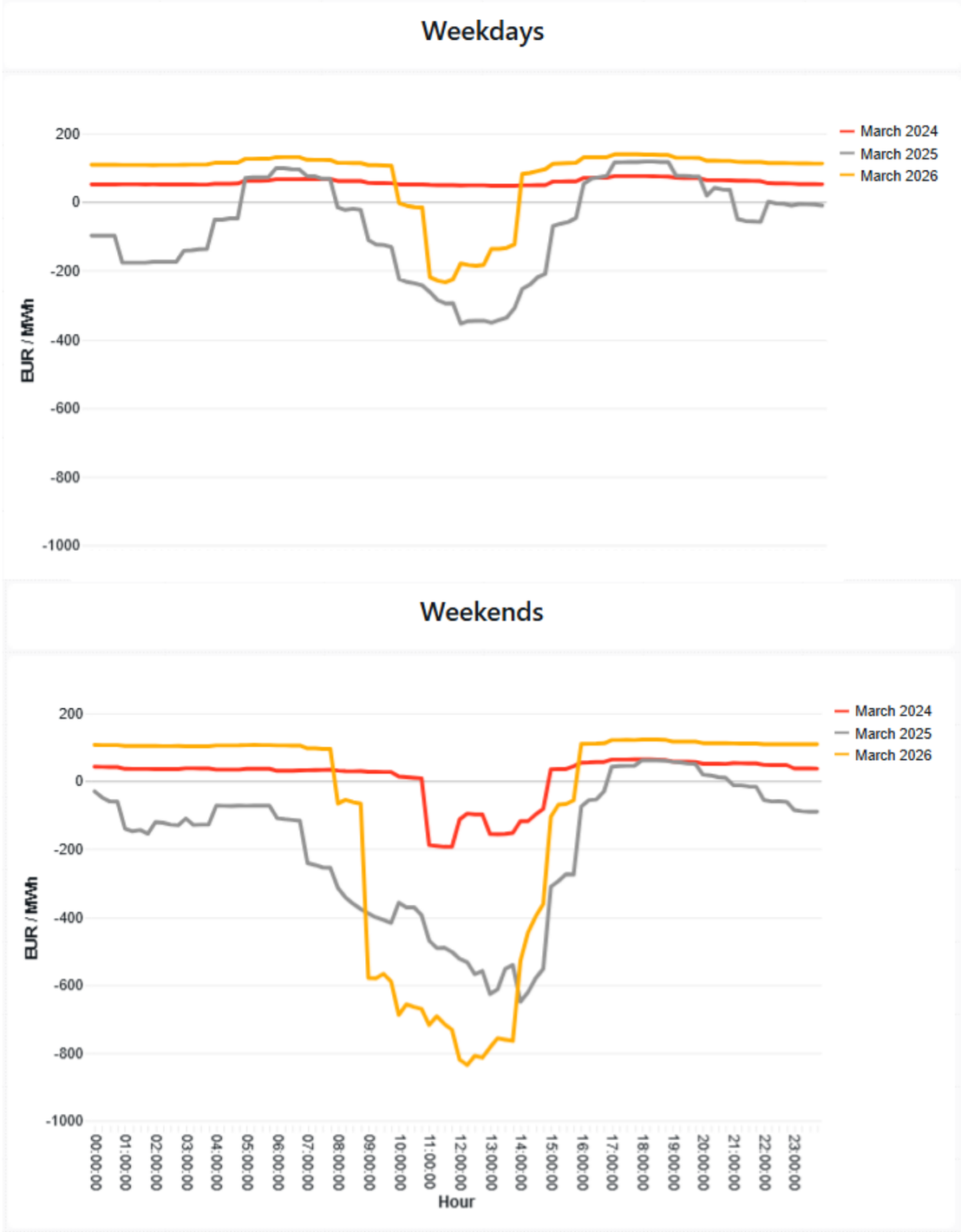

# Energy Transition and Impact on (Downward) Flexibility

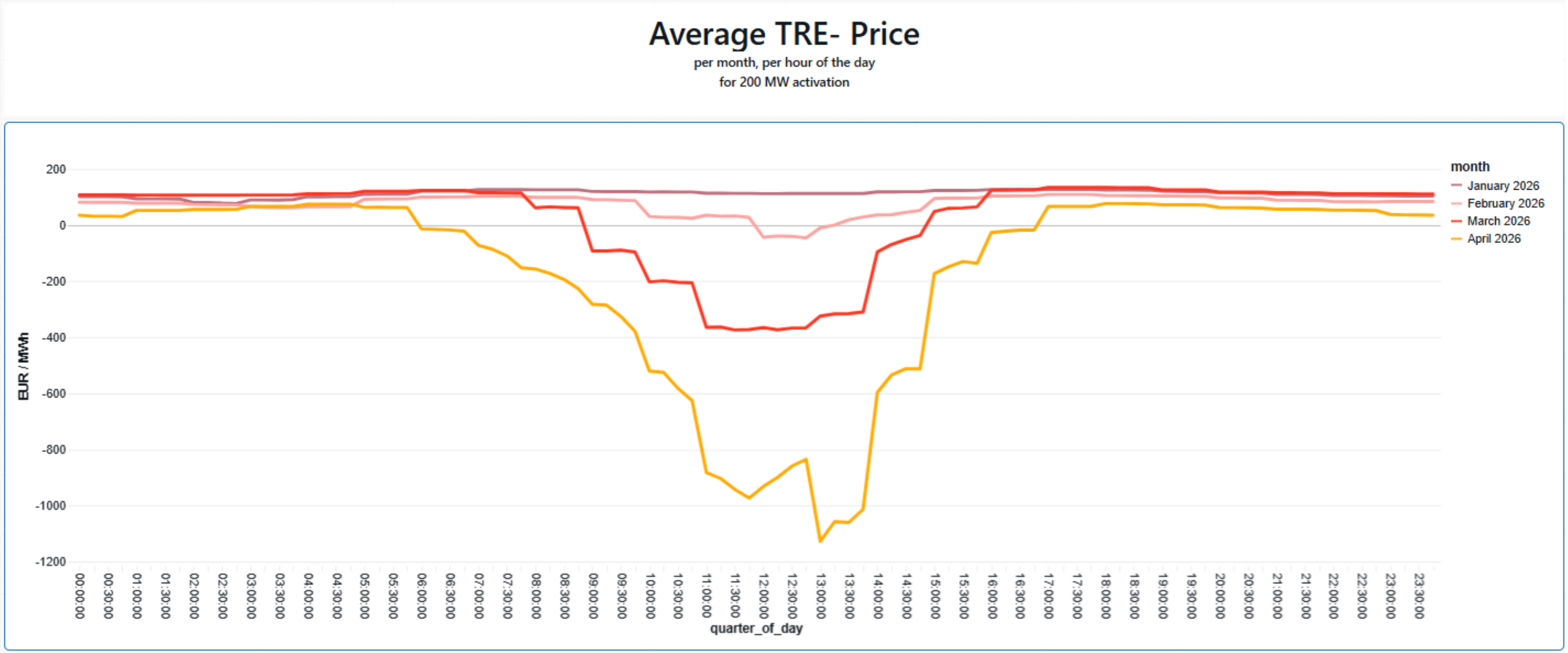




swissgrid

# Energy Transition and Impact on (Downward) Flexibility

## Ancillary Services Price: Price Evolution and Liquidity

**Main Takeaways:**

- The energy mix is changing very fast
- With a change in generation mix, comes a change in flexibility availability
- The main struggle for flexibility, especially downward is during low load, low export and high renewable penetration
- With the main source of flexibility for the country (hydropower) being mostly off during high PV infeed, high prices are showing scarcity.

Swissgrid continues its effort to reduce demand and increase supply during these moments.

**Increase supply of flexibility through:**

- PV for Balancing Project (PV4B)
- Market Design 2.0 for balancing (MD2.0)





swissgrid

# Market design 2.0 for Balancing

## The Swissgrid consulting the Branche decided on the following changes

| | Current Setup | Swissgrid final decision |
|---|---|---|
| **Procurement Stages** | Long-term + weekly + daily procurement | **Decision 1:** Long-term + daily procurement (weekly product will be discontinued) |
| **GCT** | (W-1) + (D-2,3,4) at 14h30 | **Decision:** GCT: D-2 at 15:30<br>Results: 16:00 |
| **Results** | (W-1) + (D-2,3,4) at 15h00 | |
| **Product duration** | 1w + 4h | **Decision:** 4h + 1h products (Clearing together) |
| **Direction** | positive or negative | positive or negative |
| **Min. bid size** | 5 MW | **Decision:** 1 MW in all markets |
| **Granularity** | 1 MW | 1 MW |
| **Divisibility** | indivisible | **Decision:** 1h fully divisible<br>4h fully indivisible (incl. pseudo divisibility with 5MW steps)<br>→ First Step at 30MW |
| **Pricing** | Pay-as-bid | Pay-as-bid |



swissgrid

# Market Design 2.0 for Balancing

## The implementation will be done in three steps

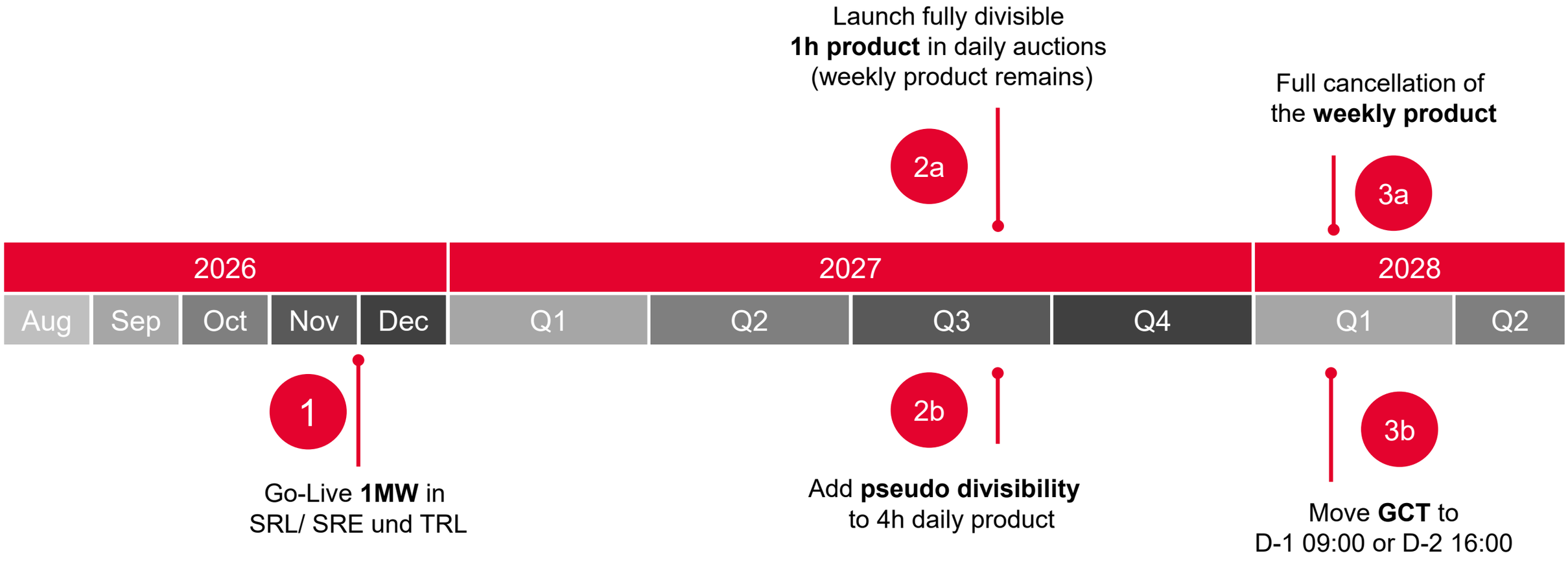




swissgrid

# PV4Balancing

## Higher offer volumes and better delivery quality than 2025

### OFFER VOLUME

**+92%**

PV_TRE offers, June–August

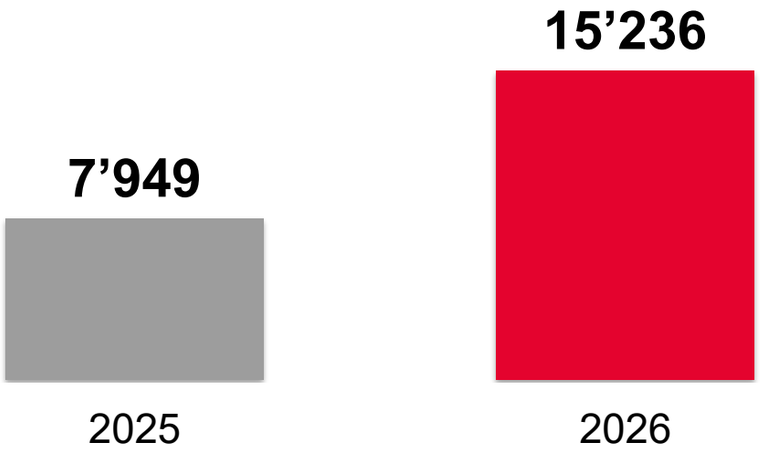


MWh offered over the same summer period

**Peak market offers: 28 MW in Phase 1 and 31 MW in Phase 2**

### Offer bidding

Across all participants, overbidding fell from around 39% of timestamps with offers at the start of Phase 1 (Jun–Aug 2025) to 16% recently (Aug–Oct 2026). Pricing is also more differentiated.

### Delivery quality

Gained experience has improved PV control and response. Median delivery rate increased from 84% in Phase 1 to 93% in June–August from 2025 to 2026.*

### Baselining

Forecasts and baselines have improved over time. Lower overbidding and better delivery quality are consistent with this improvement.

*Median of valid BSP-month results, not individual activations. Delivery rate is delivered energy based on Swissgrid’s baselining divided by requested energy.



swissgrid

# PV4Balancing

## Remaining challenges to wider, reliable participation

### A LARGE VOLUME GAP REMAINS

**31 of 60 MW**

Observed Phase 2 peak equals only 52% of the permitted offer volume




Peak offers grew by just 3 MW between phases. More permitted volume has yet to translate into market offers.

### Uncertain business case

Lower and less predictable PV_TRL remuneration makes it harder to attract additional PV owners.

### Technical scaling and interfaces

Reliable control of more plants requires investment. Additional aggregators complicate data exchange and operational coordination.

### Day-ahead reserve forecasts

The Latest data indicates 60–70% forecast accuracy. Underestimation occurs more than overestimation.

### Occasional poor activation

Delivery can still be weak during unstable weather and activations lasting several quarter-hours, despite improved plant response.



swissgrid

# Mentimeter Question

The organization of the BGM Partner Meeting was professional and I felt welcome all day long

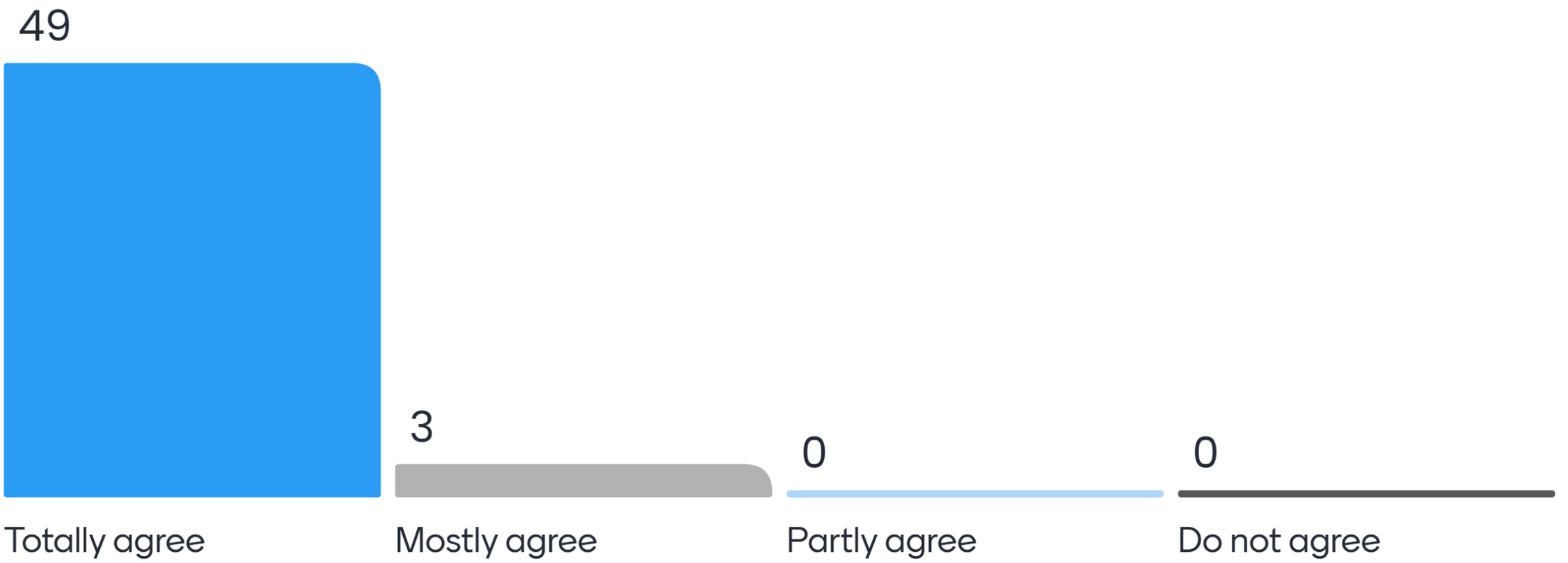




swissgrid

# See you again in a year



Swissgrid Ltd
Bleichemattstrasse 31
P.O. Box
5001 Aarau
Switzerland

Presentations are available on Swissgrid website:
https://www.swissgrid.ch/en/home/customers/topics/bgm.html#operational-documents

swissgrid